

# AUTO/WHEEL TIE-DOWNS

## 06





WHEEL TIE-DOWNS



WHEEL TIE-DOWNS, 2" WEBBING B/S: 12,000 LBS

**WT-1807-1**



**ADJUSTABLE WHEEL TIE-DOWN WITH RATCHET TAIL**

WORKING LOAD LIMIT: 2,000 LBS (909 KGS)  
ASSEMBLY B/S: 6,000 LBS (2,727 KGS)

- Fit 16" - 22" wheel
- Wraps over the tire and secures with a ratchet on one end and a wire hook on the other end.
- Includes a wear sleeve to protect the strap against damage.

**WT-1807**



**ADJUSTABLE WHEEL TIE-DOWN (NO RATCHET END)**

WORKING LOAD LIMIT: 2,000 LBS (909 KGS)  
ASSEMBLY B/S: 6,000 LBS (2,727 KGS)

- Fit 16" - 22" wheel
- This system greatly reduces the risk of damage to the vehicle because the tire harnesses are completely metal free.
- Ratchets attach away from the vehicle and work to tension around the tires allowing the vehicle to ride on its own suspension eliminating shock transfer to the vehicle.

*\*Ratchet tail end sold separately (see page 87)*



**WT-1900-F - FLAT HOOK**



**WT-1900-W WITH WIRE HOOK**



**LASSO WHEEL TIE-DOWN WITH FLAT HOOK OR WIRE HOOK**

WORKING LOAD LIMIT: 2,000 LBS  
ASSEMBLY B/S: 6,000 LBS (2,727 KGS)

- Fit 15" - 22" wheel
- Strap "lassos" or loops around the tire.
- Ratchet buckle affixes to the wheel fork, adjustable loop.



**WT-1606**



**16" WHEEL TIE-DOWN WITH FLOATING SWIVEL E FITTING**

WORKING LOAD LIMIT: 2,000 LBS (909 KGS)  
ASSEMBLY B/S: 6,000 LBS (2,727 KGS)

- Fit 15"-16" wheel
- Swivel E fitting can be used on both vertical and horizontal E-track
- Swivel E fitting can extend life of strap



WHEEL TIE-DOWNS

**NOTE:**

- Always secure any vehicle for transport at four points.
- Always protect webbing from sharp edges of load.
- Do not attempt to use strap above rated capacity.
- Do not use strap if there are any signs of cut webbing, heat or chemical damage



All wheel tie-down are available in 6 colours; Black, blue, yellow, grey, red, green

WHEEL TIE-DOWNS, 2" WEBBING B/S: 12,000 LBS



**WT-1609-F**

**BASKET WHEEL TIE-DOWN WITH FLAT HOOK (NO RATCHET END)**

Fit 15"-17" wheel  
WORKING LOAD LIMIT: 3,335 LBS (1,515 KGS)  
ASSEMBLY B/S: 6,000 LBS (2,727 KGS)

Wraps over the tire and secures with a ratchet or winch.

*\*Alternate hardware and custom lengths available upon request.*

**WT-1809-W**

WIRE HOOK tail end



**WT-1809-F**

FLAT HOOK tail end



*\*Ratchet tail end sold separately (see page 85)*



**ADJUSTABLE WHEEL TIE-DOWN W/- WIRE HOOK, C/W 3" WIDE CROSS STRAP**

- Fit 15"-22" wheel
- All straps are slidable for universal fit
- Hook tail end is removable

WORKING LOAD LIMIT: 2,000 LBS  
ASSEMBLY B/S: 6,000 LBS (2,727 KGS)



**WT-1829-W**

WIRE HOOK + RATCHET TAIL END




**WT-1600-S**

**16" WHEEL TIE-DOWN WITH RATCHET TAIL END**

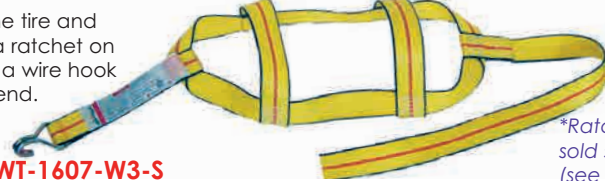
Fit 15"-16" wheel  
WORKING LOAD LIMIT: 2,000 LBS (909 KGS)  
ASSEMBLY B/S: 6,000 LBS (2,727 KGS)

Wraps over the tire and secures with a ratchet on one end and a wire hook on the other end.



**WT-1607-W3-S**

**16" WHEEL TIE-DOWN, NO RATCHET TAIL END**



**WT-1607-W3-L**

**18" WHEEL TIE-DOWN, NO RATCHET TAIL END**

WORKING LOAD LIMIT: 2,000 LBS  
ASSEMBLY B/S: 6,000 LBS (2,727 KGS)

*\*Alternate hardware and custom lengths available upon request.*

Wraps over the tire and secures with a ratchet on one end and a wire hook on the other end.



**WT-1604**

**16" WHEEL TIE-DOWN W/-SPRING E FITTING AND RATCHET END**



**WT-1604-18**

**18" WHEEL TIEDOWN W/-SPRING E FITTING AND RATCHET TAIL END**

WORKING LOAD LIMIT: 1,500 LBS (681 KGS)  
ASSEMBLY B/S: 4,500 LBS (2,045 KGS)

*\*Alternate hardware and custom lengths available upon request.*



WHEEL TIE-DOWNS

ADJUSTABLE WHEEL TIE-DOWNS, 2" WEBBING B/S: 12,000 LBS



ADJUSTABLE WHEEL TIE-DOWN C/W 3/8" WIRE HOOK (18206) AND 3 X RUBBER CLEATS + FLOATING WIRE HOOK  
• Fit 15"-22" wheel

- These assemblies are easy to secure any vehicle safe, secure and damage free.
- Strap on top of the wheel and tension away from the vehicle.
- These are especially useful to secure vehicles with low ground effects; such as Porsches, BMW's, Saabs and Mercedes.

\*Alternate hardware and custom lengths available upon request.

WORKING LOAD LIMIT: 2,000 LBS (909 KGS)  
ASSEMBLY B/S: 6,000 LBS (2,727 KGS)

OUTLASTS ORDINARY STRAPS, UPGRADE TO



| PART NO.      | STRAP LENGTH (FT) | WEBBING TYPE |
|---------------|-------------------|--------------|
| WT-1808       | 10 FT             | STANDARD     |
| WT-1808-GW    | 10 FT             | GRIZZLYWEB   |
| WT-1808-12    | 12 FT             | STANDARD     |
| WT-1808-12-GW | 12 FT             | GRIZZLYWEB   |
| WT-1808-14    | 14 FT             | STANDARD     |
| WT-1808-16    | 16 FT             | STANDARD     |



ADJUSTABLE WHEEL TIE-DOWN C/W-SWIVEL J-HOOKS AND 3 X RUBBER CLEATS + FLOATING SWIVEL J-HOOK  
• Fit 15"-22" wheel

\*Alternate hardware and custom lengths available upon request.

STANDARD STRAP - GRIZZLYWEBBING



| PART NO.        | STRAP LENGTH (FT) | J-HOOK DIA. | WORKING LOAD LIMIT (LBS) |
|-----------------|-------------------|-------------|--------------------------|
| WT-1808-SVH2    | 10 FT             | 14 mm       | 2,000 LBS                |
| WT-1808-12-SVH2 | 12 FT             | 14 mm       | 2,000 LBS                |
| WT-1808-14-SVH2 | 14 FT             | 14 mm       | 2,000 LBS                |
| WT-1808-SVH3    | 10 FT             | 16 mm       | 3,335 LBS                |
| WT-1808-12-SVH3 | 12 FT             | 16 mm       | 3,335 LBS                |
| WT-1808-14-SVH3 | 14 FT             | 16 mm       | 3,335 LBS                |

WHEEL TIE-DOWNS

WHEEL TIE-DOWNS FOR STRAP TRAILERS, 2" WEBBING B/S: 12,000LBS



WHEEL TIE-DOWN C/W-SWIVEL J-HOOKS AND 3 X RUBBER CLEATS + FLOATING SWIVEL J-HOOK (NO RATCHET END)

- Fit 15"-22" wheel

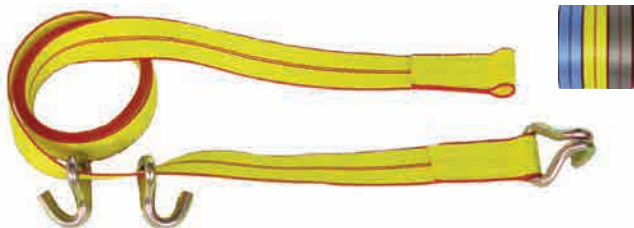
\*Alternate hardware, colors and custom lengths available upon request.



STANDARD STRAP - GRIZZLYWEBBING



| PART NO.             | STRAP LENGTH (FT) | J-HOOK DIA. | WORKING LOAD LIMIT (LBS) |
|----------------------|-------------------|-------------|--------------------------|
| WT-1808-A-SVH2-10-GW | 10 FT             | 14 mm       | 2,000 LBS                |
| WT-1808-A-SVH2-12-GW | 12 FT             | 14 mm       | 2,000 LBS                |
| WT-1808-A-SVH2-14-GW | 14 FT             | 14 mm       | 2,000 LBS                |
| WT-1808-A-SVH2-16-GW | 16 FT             | 14 mm       | 2,000 LBS                |
| WT-1808-A-SVH3-10-GW | 10 FT             | 16 mm       | 3,335 LBS                |
| WT-1808-A-SVH3-12-GW | 12 FT             | 16 mm       | 3,335 LBS                |
| WT-1808-A-SVH3-14-GW | 14 FT             | 16 mm       | 3,335 LBS                |
| WT-1808-A-SVH3-16-GW | 16 FT             | 16 mm       | 3,335 LBS                |



12 FT. WHEEL STRAP WITH WIRE HOOK ONE END AND 2" LOOP OTHER END, IDLER OPTION - WITH FLOATING HOOK  
• Fit 15"-22" wheel

OUTLASTS ORDINARY STRAPS, UPGRADE TO



\*Alternate hardware, colors and custom lengths available upon request.



| PART NO.  | HOOK END        | IDLER OPTION WITH FLOATING HOOKS | WORKING LOAD LIMIT (LBS) |
|-----------|-----------------|----------------------------------|--------------------------|
| WT-1806-0 | 3/8" WIRE HOOK  | NO HOOK                          | 2,000 LBS                |
| WT-1806-1 | 3/8" WIRE HOOK  | 1 HOOK                           | 2,000 LBS                |
| WT-1806-2 | 3/8" WIRE HOOK  | 2 HOOKS                          | 2,000 LBS                |
| WT-1813-0 | 7/16" WIRE HOOK | NO HOOK                          | 3,335 LBS                |
| WT-1813-1 | 7/16" WIRE HOOK | 1 HOOK                           | 3,335 LBS                |
| WT-1813-2 | 7/16" WIRE HOOK | 2 HOOKS                          | 3,335 LBS                |

ALL STRAP ASSEMBLIES OR SYSTEMS ARE AS STRONG AS THEIR WEAKEST COMPONENT INCLUDING THE POINT OF ATTACHMENT. NEVER EXCEED THE WORKING LOAD LIMIT (WLL). LOADS BEYOND ITS WLL CAN RESULT IN SERVEE PERSONAL INJURY OR DEATH.



REFER TO FEDERAL, STATE, PROVINCIAL, INDUSTRY OR LOCAL REGULATIONS FOR PROPER TIE DOWN METHODS. IT IS THE OWNER'S AND USER'S RESPONSIBILITY TO DETERMINE SUITABILITY OF A PRODUCT FOR ANY PARTICULAR USE.



# WHEEL TIE-DOWNS

## WHEEL TIE-DOWNS FOR STRAP TRAILERS, 2" WEBBING B/S: 13,000 LBS



2" WHEEL STRAP WITH 3/8" WIRE HOOK (18206)  
ONE END, COME WITH 1 FLOATING HOOK



| PART NO. | STRAP LENGTH (FT) | WORKING LOAD LIMIT (LBS) |
|----------|-------------------|--------------------------|
| WT-1810  | 10 FT             | 2,000 LBS                |
| WT-1812  | 12 FT             | 2,000 LBS                |
| WT-1814  | 14 FT             | 2,000 LBS                |
| WT-1816  | 16 FT             | 2,000 LBS                |

*\*Alternate hardware and custom lengths available upon request.*

2" WHEEL STRAP WITH WIRE HOOK ONE END



OUTLASTS ORDINARY STRAPS, UPGRADE TO GRIZZLYWEB

| PART NO. | STRAP LENGTH (FT) | WORKING LOAD LIMIT (LBS) |
|----------|-------------------|--------------------------|
| WS210-W2 | 10 FT             | 2,000 LBS                |
| WS212-W2 | 12 FT             | 2,000 LBS                |
| WS214-W2 | 14 FT             | 2,000 LBS                |

*\*Alternate hardware and custom lengths available upon request.*

2" WHEEL STRAP WITH FLAT FRAME SWIVEL  
J- HOOK ONE END



| PART NO.  | STRAP LENGTH (FT) | WORKING LOAD LIMIT (LBS) |
|-----------|-------------------|--------------------------|
| WS210-SVF | 10 FT             | 2,000 LBS                |
| WS212-SVF | 12 FT             | 2,000 LBS                |
| WS214-SVF | 14 FT             | 2,000 LBS                |

*\*Alternate hardware and custom lengths available upon request.*

2" WHEEL STRAP WITH 3/8" WIRE HOOK (18206)  
ONE END, COME WITH SLIDING RUBBER CLEATS



*\*Alternate hardware and custom lengths available upon request.*

| PART NO.    | C/W RUBBER CLEATS (PCS) | STRAP LENGTH (FT) | WORKING LOAD LIMIT (LBS) |
|-------------|-------------------------|-------------------|--------------------------|
| WS212-W2-R1 | 1                       | 12 FT             | 2,000 LBS                |
| WS212-W2-R2 | 2                       | 12 FT             | 2,000 LBS                |
| WS214-W2-R1 | 1                       | 14 FT             | 2,000 LBS                |
| WS214-W2-R2 | 2                       | 14 FT             | 2,000 LBS                |
| WS216-W2-R1 | 1                       | 16 FT             | 2,000 LBS                |
| WS216-W2-R2 | 2                       | 16 FT             | 2,000 LBS                |

# WHEEL TIE-DOWNS

## TIE-DOWN BARS



### TIE-DOWN BAR FOR AUTO TRANSPORTERS CHROME PLATED

Designed to fit into the chain ratchets found on auto transporters. Chrome plated for weather resistance and hardened for extra strength and durability. A knurled grip has been included for added safety.

|       |                                |                 |
|-------|--------------------------------|-----------------|
| 70903 | 18" WITH BENT TIP ON BOTH ENDS | Weight: 2.8 lbs |
| 70906 | 24" WITH BENT TIP ON ONE END   | Weight: 3.4 lbs |
| 70905 | 28" WITH BENT TIP ON ONE END   | Weight: 3.6 lbs |
| 70907 | 36" WITH BENT TIP ON ONE END   | Weight: 4.5 lbs |



## FIBERGLASS MEASURING STICK

### FIBERGLASS MEASURING STICK - WING NUT STYLE

This measuring height stick can reach up to 15 or 20 feet in the air. It is retractable for easy storage and comes with carrying bag.

- Accurately measures loads from 5' to 15' or 5' to 20'
- Large, accurate easy-to-read numbers in Meter and Feet.
- Compact design collapses to 4ft for easy storage
- The 4' hinged horizontal rod helps you adjust your sightline, allowing you to make more accurate measurements
- Includes carrying bag

|          |       |                 |
|----------|-------|-----------------|
| 70913    | 15 FT | Weight: 4.0 lbs |
| 70913-20 | 20 FT | Weight: 5.5 lbs |



## REPLACEMENT PARTS

70913-RF  
RUBBER FOOT SLEEVE



70913-WN  
WING NUT



70913-SA - 4FT SHORT ARM REPLACEMENT




## SAFETY PIN - 1/2" X 5"

A safety pin for securing the rear upper deck of the trailer. The Safety Spring Pin is notched for secure locking of the spring. Spring is securely pinched where it passes through the upper end of the pin, it will not pull out. All pins have a heavy duty washer welded to the pin.

86115 1/2" X 5" SAFETY PIN W/-SQUARE WIRE LOCK

SPECIFICATION;  
Finish: Zinc Plated  
Pin Dia: 1/2"  
Pin Length: 5"  
Usable length: 4.5"





WHEEL TIE-DOWNS

WHEEL TIE-DOWNS FOR FLATBED, 2" WEBBING B/S: 12,000 LBS



These adjustable straps that wrap around the tires of the towed vehicle which preventing damage suspension, frames or bodies of the vehicles and maximize secure vehicles safety. Multiple options for attachment ends. Replacement components available separately, see page 86.

WT-1900



**14 FT. ADJUSTABLE WHEEL TIE-DOWN W/-CHAIN LINKS (NO GRAB HOOK)**

- Fit 15"-22" wheel
- 1- 14' STRAP with 12" chain anchor
- 1- 16" CROSS strap with a loop on each end
- 1 - RATCHET tail end with chain anchor

WORKING LOAD LIMIT: 3,335 LBS  
ASSEMBLY B/S: 10,000 LBS




WT-1900-C



**14 FT. ADJUSTABLE WHEEL TIE-DOWN W/-CHAIN ANCHOR WITH GRAB HOOK**

- Fit 15"-22" wheel
- 1- 14' STRAP with chain + grab hook
- 1- 16" CROSS strap with a loop on each end
- 1 - RATCHET tail end -chain with grab hook

WORKING LOAD LIMIT: 3,335 LBS  
ASSEMBLY B/S: 10,000 LBS



WT-1801



**12 FT. ADJUSTABLE WHEEL TIE-DOWN W/-SWIVEL J-HOOK (38185)**

- Fit 15"-22" wheel
- 1 - RATCHET end w/-swivel J-hook
- 1 - 16" CROSS strap with a loop on each end
- 1 - 12' STRAP with swivel J-hook one end with 4 FT. wear sleeve

WORKING LOAD LIMIT: 3,335 LBS  
ASSEMBLY B/S: 10,000 LBS

\*Alternate hardware and custom lengths available upon request.

OUTLASTS ORDINARY STRAPS, UPGRADE TO



All wheel tie-down are available in 6 colours: Black, blue, yellow, grey, red, green and pink

WHEEL TIE-DOWNS

WHEEL TIE-DOWNS FOR FLATBED, 2" WEBBING B/S: 12,000 LBS

WT-1800-2



**12 FT. ADJUSTABLE WHEEL TIE-DOWN, 2 RATCHET TAIL ENDS**

- Fit 16" - 22" wheel
- Each unit comes complete with a 12 FT STRAP with hook on one end including 4 FT wear sleeve for extra protection, one CROSS piece and TWO ratchet buckles for quick and easy tensioning.

WORKING LOAD LIMIT: 3,335 LBS  
ASSEMBLY B/S: 10,000 LBS

WT-1800-1-P



**12 FT. ADJUSTABLE WHEEL TIE-DOWN, 1 RATCHET TAIL END**

- Fit 16" - 22" wheel
- Each unit comes complete with a 12 FT STRAP with hook on one end including 4 FT wear sleeve for extra protection, one CROSS piece and ONE ratchet buckle for quick and easy tensioning.

WORKING LOAD LIMIT: 3,335 LBS  
ASSEMBLY B/S: 10,000 LBS

SOFT RIM PROTECTOR - PREVENT DAMAGE TO EXOTIC OR ANTIQUE VEHICLES



This soft sleeve protects your rim against scuffs and scratches caused by a tie-down strap. Made of soft, durable microfiber, it is designed to fit 2" wide tie-down straps.

Features:

- Soft sleeve protects rim from scratches and scuffs caused by a tie-down strap
- Easy to install and remove - simply slide onto the strap
- Made of durable microfiber material.
- Custom lengths available upon request



| PART NO. | LENGTH |
|----------|--------|
| 18788-12 | 12"    |
| 18788-18 | 18"    |
| 18788-24 | 24"    |
| 18788-30 | 30"    |

WHEEL TIE-DOWN THROUGH THE RIM

RIM TIE-DOWN FOR SPORTS CARS  
STRAP C/W DELTA RING & 4" LOOP + 18" WEAR SLEEVE

These straps feed through the wheel rims and attach with ratchet straps. The strap must clear the vertical spokes of the wheel to avoid cutting the strap or damaging the wheel. Never feed the strap around the spokes.



WT-1603

36" RIM TIE-DOWN

WORKING LOAD LIMIT: 3,335 LBS (1515 KGS)  
ASSEMBLY B/S: 10,000 LBS (4,545 KGS)

WT-1603-48

48" RIM TIE-DOWN



ALL STRAP ASSEMBLIES OR SYSTEMS ARE AS STRONG AS THEIR WEAKEST COMPONENT INCLUDING THE POINT OF ATTACHMENT. NEVER EXCEED THE WORKING LOAD LIMIT (WLL). LOADS BEYOND ITS WLL CAN RESULT IN SERVEE PERSONAL INJURY OR DEATH.

CTS

CTS

REFER TO FEDERAL, STATE, PROVINCIAL, INDUSTRY OR LOCAL REGULATIONS FOR PROPER TIE DOWN METHODS. IT IS THE OWNER'S AND USER'S RESPONSIBILITY TO DETERMINE SUITABILITY OF A PRODUCT FOR ANY PARTICULAR USE.



WHEEL TIE-DOWNS

1-PLY AXLE STRAPS - PREVENT DAMAGE TO EXOTIC OR ANTIQUE VEHICLES



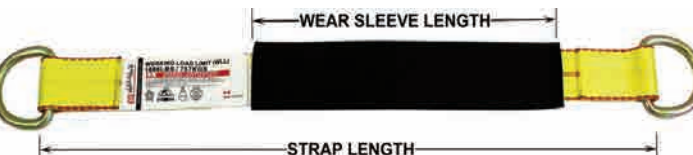
SINGLE-PLY AXLE STRAP WITH FLAT DELTA RING AND WEAR SLEEVE  
WORKING LOAD LIMIT: 3,335 LBS (1,515 KGS)

| PART NO. | STRAP LENGTH | WEAR SLEEVE LENGTH |
|----------|--------------|--------------------|
| X218     | 18"          | 10"                |
| X224     | 24"          | 12"                |
| X228     | 28"          | 12"                |
| X236     | 36"          | 24"                |



SINGLE-PLY AXLE STRAP WITH FLAT D RING AND WEAR SLEEVE  
WORKING LOAD LIMIT: 3,335 LBS (1,515 KGS)


| PART NO. | STRAP LENGTH | WEAR SLEEVE LENGTH |
|----------|--------------|--------------------|
| X218-D6  | 18"          | 10"                |
| X224-D6  | 24"          | 12"                |
| X228-D6  | 28"          | 12"                |
| X236-D6  | 36"          | 24"                |



SINGLE-PLY AXLE STRAP WITH ROUND D RING AND WEAR SLEEVE  
WORKING LOAD LIMIT: 2,000 LBS (909 KGS)

| PART NO. | STRAP LENGTH | WEAR SLEEVE LENGTH |
|----------|--------------|--------------------|
| X218-RD1 | 18"          | 10"                |
| X224-RD1 | 24"          | 12"                |
| X228-RD1 | 28"          | 12"                |
| X236-RD1 | 36"          | 24"                |

3-PLY AXLE STRAPS - PREVENT DAMAGE TO EXOTIC OR ANTIQUE VEHICLES



HEAVY DUTY 3-PLY AXLE STRAP WITH FLAT DELTA RING  
3-PLY Axle strap is more resistant to tears, cuts and abrasions.  
WORKING LOAD LIMIT: 3,335 LBS (1,515 KGS)

*\*Alternate hardware and custom lengths available upon request.*

| PART NO. | STRAP LENGTH |
|----------|--------------|
| X218-3   | 18"          |
| X224-3   | 24"          |
| X228-3   | 28"          |
| X236-3   | 36"          |

ADJUSTABLE HEAVY DUTY AXLE STRAPS



**X242-3A**  
30"/42" ADJUSTABLE HEAVY DUTY 3-PLY AXLE STRAP WITH TWISTED SNAP HOOK + WEAR SLEEVE  
WORKING LOAD LIMIT: 3,335 LBS (1,515 KGS)

- 2" Axle Strap with adjustable D-Ring and twisted snap hook end to form a loop of either 30" or 42".
- Wrapped around your vehicle's axle to secure a load
- Great for tube-frame cars, buggy chassis and custom axle rigs



WHEEL TIE-DOWNS

MIX AND MATCH STYLES TO MAKE YOUR OWN UNIQUE TIE-DOWN SYSTEMS



**A208-D** 2" LASSO STRAP W/-D RING

Length: 8 FT.  
WLL. 2000 lbs (909 kgs)



**A208-L** 2" LASSO STRAP W/-4" PROTECTOR LOOP

Length: 8 FT.  
WLL. 3,335 lbs (1,515 kgs)



**A208-TSD** 2" ADJUSTABLE AXLE TIE-DOWN

Length: 8 FT.  
WLL. 3,335 lbs (1,515 kgs)



**WS212-SVH2** 2" STRAP W/-SWIVEL J-HOOK

Length: 12 FT.  
WLL. 2,000 lbs (909 kgs)



**WS212-SVH3** 2" STRAP W/-SWIVEL J-HOOK

Length: 12 FT.  
WLL. 3,335 lbs (1,515 kgs)



**WS214-CNH** 2" STRAP W/-CHAIN ANCHOR

Length: 14 FT.  
WLL. 3,335 lbs (1,515 kgs)



**A208-SN** 2" STRAP W/-FLAT SNAP HOOK

Length: 8 FT.  
WLL. 2,000 lbs (909 kgs)



**A208-TS** 2" STRAP W/-TWISTED SNAP HOOK

Length: 8 FT.  
WLL. 3,335 lbs (1,515 kgs)



**WS212-W** 2" STRAP W/-7/16" WIRE HOOK

Length: 12 FT.  
WLL. 3,335 lbs (1,515 kgs)

*\*ALTERNATE HARDWARE AND CUSTOM LENGTHS AVAILABLE UPON REQUEST . CUSTOM STENCILLING AVAILABLE UPON REQUEST*



**RT208-SNS**  
WLL. 2,000 lbs (909 kgs)



**RT208-TSM**  
WLL. 3,335 lbs (1,515 kgs)



**RT208-W2M**  
WLL. 2,000 lbs (909 kgs)




**70204**  
WLL. 3,335 lbs (1,515 kgs)



**RT208-JM**  
WLL. 2,000 lbs (909 kgs)



**RT208-FM**  
WLL. 3,335 lbs (1,515 kgs)



**RT208-WXM**  
WLL. 3,335 lbs (1,515 kgs)



**RT204-W3S**  
WLL. 1,666 lbs (754 kgs)



**RT208-SVH2-M**  
WLL. 2,000 lbs (909 kgs)



**RT208-SVH3-M**  
WLL. 3,335 lbs (1,515 kgs)



**70202-SN**  
WLL. 3,335 lbs (1,515 kgs)



**70216-M**  
WLL. 1,666 lbs (754 kgs)



**70207** RATCHET W/-CHAIN & GRAB HOOK  
WLL. 3,335 lbs (1,515 kgs)



**L20404-16P** 16" CROSS STRAP  
WLL. 3,335 lbs (1,515 kgs)



**70209**  
WLL. 2,000 lbs (909 kgs)



AUTO TIE-DOWNS



Safety & Accessories

Truck Equipment

Flatbed Accessories

Tiedown Straps

Utility Tiedowns

Auto Tiedowns

Interior Van Products

Slings

Rigging Hardware

Hardware

Webbing

General Information

86

AUTO TIE-DOWNS, 2" WEBBING

\*Alternate hardware and custom lengths available upon request

AUTO TIE-DOWN W/-18410 SNAP HOOK

STANDARD FIXED END: 12"

WORKING LOAD LIMIT: 2,000 LBS (909 KGS)

ASSEMBLY BREAKING STRENGTH: 6,000 LBS (2727 KGS)

| PART NO.  | STRAP LENGTH |
|-----------|--------------|
| AT21205-S | 5 FT         |
| AT21208-S | 8 FT         |
| AT21210-S | 10 FT        |
| AT21212-S | 12 FT        |

RS21008-TSS 8 FT. AUTO TIE-DOWN W/-TWISTED SNAP HOOK

STANDARD FIXED END: 10"

WORKING LOAD LIMIT: 3,335 LBS (1,515 KGS)

BREAKING STRENGTH: 10,000 LBS (4,545 KGS)

AT15038 5 FT. AUTO TIE-DOWN W/-RTJ CLUSTER HOOK & SPRING E FITTING

AT15038-8 8 FT

AT15038-10 10 FT

STANDARD FIXED END: 12"

WORKING LOAD LIMIT: 1,460 LBS (663 KGS)

ASSEMBLY BREAKING STRENGTH: 4,500 LBS (2,045 KGS)

These straps feature an E track end fitting on the fixed end and a cluster hook on the adjustable end. Includes a 12" wear sleeve to protect the strap against damage.

AT15039 5 FT. AUTO TIE-DOWN W/-J-HOOK AND SPRING E FITTING

AT15039-8 8 FT

AT15039-10 10 FT

STANDARD FIXED END: 24"

WORKING LOAD LIMIT: 2,000 LBS (909 KGS)

ASSEMBLY BREAKING STRENGTH: 6,000 LBS (2,727 KGS)

This straps feature Y strap with E track end fittings on the fixed end and a long single J hook (18110) on the adjustable end. Includes a 12" wear sleeve to protect the strap against damage.

AT15042 AXLE / AUTO TIE-DOWN COMBINATION STRAP WITH TWISTED SNAP HOOK, 8 FT.

WORKING LOAD LIMIT: 3,335 LBS (1,515 KGS)

ASSEMBLY BREAKING STRENGTH: 10,000 LBS (4,545 KGS)

An axle strap and tie-down strap all in one. Simply wrap the adjustable strap end around the vehicle axle, snap it onto the triangle, attach the other end to your bed and then ratchet down tight.

AT15043 8 FT. AUTO TIE-DOWN W/-RTJ CLUSTER HOOK

WORKING LOAD LIMIT: 3,335 LBS (1,515 KGS)

ASSEMBLY BREAKING STRENGTH: 10,000 LBS (4,545 KGS)

Ratchet a car down tight without having to move it. These assemblies let you quickly adjust their length from 26" to 8' so they can be used on either the front or rear of your car carrier bed. One end with a cluster hook and other end has a 5/16" x 12" length of chain to slip into bed slot.

AUTO TIE-DOWNS

Safety & Accessories

Truck Equipment

Flatbed Accessories

Tiedown Straps

Utility Tiedowns

Auto Tiedowns

Interior Van Products

Slings

Rigging Hardware

Hardware

Webbing

General Information

87

AUTO TIE-DOWNS, 2" WEBBING

\*Alternate hardware and custom lengths available upon request

Auto Tie-down straps come in several hardware styles to offer you the options that work with your equipment. All auto tie-downs come with 12" protector wear sleeve.

AT15044 8 FT. AUTO TIE-DOWN W/-RTJ CLUSTER HOOK & 18410 SNAP HOOK

STANDARD FIXED END: 12"

WORKING LOAD LIMIT: 2,000 LBS (909 KGS)

ASSEMBLY BREAKING STRENGTH: 6,000 LBS (2,727 KGS)

These assemblies let you quickly adjust their length from 26 inches to 8 feet so they can be used on either the front or rear of your car carrier bed.

One end features a cluster hook and other end has a snap hook to attached to D-Rings.

AT15045 8 FT. AUTO TIE-DOWN W/-TWISTED SNAP HOOK

WORKING LOAD LIMIT: 3,335 LBS (1,515 KGS)

ASSEMBLY BREAKING STRENGTH: 10,000 LBS (4,545 KGS)

The twisted snap hook has the right angle for simple, one-handed attachments. These tie-downs feature twisted snap hook that let you fasten it without having to twist the entire strap to get the correct angle for attachment.

The chain end style is ideal for use on beds with T-slots.

AT15046 12 FT. AUTO TIE-DOWN W/-RTJ CLUSTER HOOK + FLOATING 3/8" WIRE HOOK (18206) ON ADJUSTABLE END, FIXED END C/W SWIVEL J-HOOK (38173)

WORKING LOAD LIMIT: 2,000 LBS (909 KGS)

ASSEMBLY BREAKING STRENGTH: 6,000 LBS (2,727 KGS)

AT15047 8 FT. AUTO TIE-DOWN W/-RTJG CLUSTER HOOK & 7/16" WIRE HOOK

STANDARD FIXED END: 12"

WORKING LOAD LIMIT: 3,335 LBS (1,515 KGS)

ASSEMBLY BREAKING STRENGTH: 10,000 LBS (4,545 KGS)

AT15048 8 FT. AUTO TIE-DOWN W/-RTJ CLUSTER HOOK & 7/16" WIRE HOOK (18200)

STANDARD FIXED END: 12"

WORKING LOAD LIMIT: 3,335 LBS (1,515 KGS)

ASSEMBLY BREAKING STRENGTH: 10,000 LBS (4,545 KGS)

AT15049 8 FT. AUTO TIE-DOWN W/-15" J-HOOK & SNAP HOOK (18411)

WORKING LOAD LIMIT: 3,335 LBS (1,515 KGS)

ASSEMBLY BREAKING STRENGTH: 10,000 LBS (4,545 KGS)

STANDARD FIXED END: 12"

ALL STRAP ASSEMBLIES OR SYSTEMS ARE AS STRONG AS THEIR WEAKEST COMPONENT INCLUDING THE POINT OF ATTACHMENT. NEVER EXCEED THE WORKING LOAD LIMIT (WLL). LOADS BEYOND ITS WLL CAN RESULT IN SERVEE PERSONAL INJURY OR DEATH.



88

Safety & Accessories

Truck Equipment

Flatbed Accessories

Tiedown Straps

Utility Tiedowns

Auto Tiedowns

Interior Van Products

Slings

Rigging Hardware

Hardware

Webbing

General Information

RECOVERY STRAPS

TOW STRAPS

\*ALTERNATE HARDWARE AND CUSTOM LENGTHS AVAILABLE UPON REQUEST


HEAVY DUTY TOW STRAPS


• Ideal for pulling stuck vehicles out of mud and snow

• Heavy duty 2-ply sling webbing stands up to dirt, sharp edges and abrasion.

• Each strap has a cordura reinforced eye on each end for extra protection.

• The clevis slip hook ends allow for easy attachment to tow hooks and tow eyes







| HOOK/LOOP PART NO. | 2 HOOKS PART NO. | SIZE      | WLL (LBS) | B/S (LBS) SF=3:1 |
|--------------------|------------------|-----------|-----------|------------------|
| TS2902-20-3T       | TS2902-20-3T2    | 2" X 20FT | 10,300    | 31,000           |
| TS2902-30-3T       | TS2902-30-3T2    | 2" X 30FT | 10,300    | 31,000           |
| TS2903-20-5T       | TS2903-20-5T2    | 3" X 20FT | 14,600    | 44,000           |
| TS2903-30-5T       | TS2903-30-5T2    | 3" X 30FT | 14,600    | 44,000           |

VEHICLE RECOVERY SLINGS

\* CUSTOM LENGTHS AVAILABLE UPON REQUEST



Vehicle recovery loops recover vehicles without damage.  
Made of heavy duty polyester sling webbing with wear sleeve reinforced tapered sewn eyes on each end.

| PART NO.  | SIZE     | VERTICAL WLL (LBS) | BASKET WLL (LBS) | B/S (LBS) SAFETY FACTOR 5:1 |
|-----------|----------|--------------------|------------------|-----------------------------|
| EE2902-20 | 2" X 20' | 6,200              | 12,400           | 31,000                      |
| EE2902-30 | 2" X 30' | 6,200              | 12,400           | 31,000                      |
| EE2903-20 | 3" X 20' | 8,800              | 17,600           | 44,000                      |
| EE2903-30 | 3" X 30' | 8,800              | 17,600           | 44,000                      |
| EE2904-20 | 4" X 20' | 11,000             | 22,000           | 55,000                      |
| EE2904-30 | 4" X 30' | 11,000             | 22,000           | 55,000                      |
| EE2906-30 | 6" X 30' | 16,500             | 33,000           | 82,500                      |
| EE2908-30 | 8" X 30' | 22,700             | 45,400           | 113,500                     |

CTSDiv>REFER TO FEDERAL, STATE, PROVINCIAL, INDUSTRY OR LOCAL REGULATIONS FOR PROPER TIE DOWN METHODS.  
IT IS THE OWNER'S AND USER'S RESPONSIBILITY TO DETERMINE SUITABILITY OF A PRODUCT FOR ANY PARTICULAR USE.

Safety & Accessories

Truck Equipment

Flatbed Accessories

Tiedown Straps

Utility Tiedowns

Auto Tiedowns

Interior Van Products

Slings

Rigging Hardware

Hardware

Webbing

General Information

RECOVERY STRAPS

SYNTHETIC RECOVERY ROPE

RR7820

NEW

7/8" X 20 FT RECOVERY ROPE

• Double nylon braided rope

• black wear sleeve on both eye loops

• SAFE WORKING LOAD LIMIT: 10,000 LBS (4,545 KGS)

BREAKING STRENGTH: 21,000 LBS (9,545 KGS)

Weight: 4.8 lbs

ROUND SLINGS

The best solution for many rigging, lifting, recovery and pulling applications

• Available lengths: 3ft ~ 30ft.

• Flexible, super strong, they won't dent or scratch surfaces.

• Lightweight web fabric is easier to use and carry than chain or traditional recovery straps.

• Colour-coded by capacity you'll quickly know the load rating at a glance.

2-ply sleeve cover

| PART NO. | VERTICAL WLL (LBS) | BREAKING STRENGTH LBS | COLOR CODED | COLOR  |
|----------|--------------------|-----------------------|-------------|--------|
| RSEN-06  | 6,000              | 30,000                |             | GREEN  |
| RSEN-09  | 9,000              | 45,000                |             | YELLOW |
| RSEN-14  | 14,000             | 70,000                |             | RED    |
| RSEN-17  | 17,000             | 85,000                |             | ORANGE |
| RSEN-23  | 23,000             | 115,000               |             | BLUE   |
| RSEN-32  | 32,000             | 160,000               |             | GREY   |
| RSEN-40  | 40,000             | 200,000               |             | ORANGE |

TOW LIGHT TIE-DOWN STRAPS

TLK-10305




TOW LIGHT TIE-DOWN STRAP KIT

2 PCS 1" x 5' RED CAM STRAPS

2 PCS 1" x 3' YELLOW CAM STRAPS

WORKING LOAD LIMIT: 250 LBS

Weight: 4.5 LBS






FAIRING STRAPS

RS17813-GH

1" X 13' FAIRING RATCHET STRAP W/-GUTTER HOOK

COLOUR: YELLOW

WLL. 250 LBS



CTSDiv>ALL STRAP ASSEMBLIES OR SYSTEMS ARE AS STRONG AS THEIR WEAKEST COMPONENT INCLUDING THE POINT OF ATTACHMENT.  
NEVER EXCEED THE WORKING LOAD LIMIT (WLL). LOADS BEYOND ITS WLL CAN RESULT IN SERVEE PERSONAL INJURY OR DEATH.





# TOW STRAPS

## 2-PC DOLLY STRAPS

ALTERNATE HARDWARE AND CUSTOM LENGTHS AVAILABLE UPON REQUEST



### 8FT. DOLLY STRAP WITH FLAT HOOK, AVAILABLE IN 1" OR 2" WEBBING

- Easy to use and can lift vehicle before installing.
- Fast and secure
- Designed to hook back onto ratchet to keep fixed end
- Low for easy lasso
- Century and Jerdan wheel lift compatible

SOLD INDIVIDUALLY



**WT-1405**  
**1" STRAP**  
WORKING LOAD LIMIT: 1,000 lbs



**WT-1505**  
**2" STRAP**  
WORKING LOAD LIMIT: 1,666 lbs

## 3-PC DOLLY STRAPS

Alternate hardware and custom lengths available upon request



1" WEBBING

**WT-1407**  
3-PC DOLLY STRAP - 1" X 8' WITH SNAP HOOK NO KEEPER  
Colour: BLUE (standard)  
WORKING LOAD LIMIT: 1,000 LBS



1" WEBBING

**WT-1408**  
3-PC DOLLY STRAP - 1" x 8FT WITH SNAP HOOK C/W KEEPER  
Colour: BLUE (standard)  
WORKING LOAD LIMIT: 1,000 LBS



2" WEBBING

**WT-1508**  
3-PC DOLLY STRAP - 2" X 8' WITH SNAP HOOK C/W KEEPER  
Colour: YELLOW (standard)  
WORKING LOAD LIMIT: 1,500 LBS



## 2-PC DOLLY STRAPS

Alternate hardware and custom lengths available upon request



1" WEBBING

**WT-1409**  
2-PC DOLLIE STRAP 1" X 8' WITH SNAP HOOK C/W WITH KEEPER

The loose end of this wheel lift strap passes through the loop like a lasso. Ratcheting then chokes the tire.

Colour: YELLOW (standard)  
WORKING LOAD LIMIT: 1,000 LBS (454 KGS)

SOLD IN PAIRS



# TOW STRAPS

## MOTORCYCLE WHEEL LIFT SLING KIT

Custom lengths available upon request



### MWL205 MOTORCYCLE WHEEL LIFT SLING KIT

Wheel lift slings kit including 3 slings and 2 endless ratchet strap for tiedown wheels.



NEW

### Uses your boom and wheel lift

- Haul any motorcycle on your tow truck
- Lock wheels in place on your wheel lift
- Reusable carrying bag

### EACH KIT INCLUDES:

- ( 2 ) 1" x 3FT ENDLESS RATCHET STRAP
- ( 2 ) - 2" x 42" SLING
- ( 1 ) - 2" x 54" SLING

### 2" SLINGS - WORKING LOAD LIMIT

VERTICAL LIFT = 3,100 LBS (1,400 KGS)

BASKET LIFT = 6,200 LBS (2,800 KGS)

SAFETY FACTOR: 5:1

### 1" STRAP- WORKING LOAD LIMIT

WORKING LOAD LIMIT: 1,100LBS (500 KGS)

BREAKING STRENGTH: 3,300 LBS (1,500 KGS)

## SCOOP TIE-DOWN STRAPS



SOLD IN PAIRS

### CA120-W-BLK SCOOP TIE-DOWN STRAPS

1" X 20" Adjustable cam strap with black vinyl coated wire hook

WORKING LOAD LIMIT: 500 LBS

- Strap for wheel lift/spoon securement
- Use in place of bungee cord to meet regulation
- Standard Colour: Black



## STEERING WHEEL LOCK STRAPS

### STEERING WHEEL LOCK STRAP

Keep your front wheels in line with lock strap.

1" & 2" x 5FT with Lasso loop and vinyl coated S-hook

- The Lasso style end loops around the wheel
- Installs in seconds
- Cam or Ratchet style buckle



### RS10305-S 1" X 5FT STEERING WHEEL STRAP

WORKING LOAD LIMIT: 800 LBS



NEW

**CS21205-SL 2" X 5FT STEERING WHEEL CAM STRAP**  
WORKING LOAD LIMIT: 800 LBS



### RS21205-SL 2" X 5FT STEERING WHEEL RATCHET STRAP

WORKING LOAD LIMIT: 800 LBS







TOW V-STRAP ASSEMBLIES

TOW V-STRAP ASSEMBLIES

Alternate hardware and custom lengths available upon request

**V-Strap** Assemblies are available in different styles to best fit your loading needs. V-Strap assemblies with cluster hook offer multiple attachment options. 8" J-Hooks are ideal for the sports car and compact cars. 15" J-Hooks grip easily around axles. 8" J-Hook and T-Hook assemblies give 2 options to attach to the vehicle. Protectors on the eyes add durability. High strength polyester sling webbing prevents abrasion and damage you would get from a chain.



2-PLY SLING WEBBING

\*NOT FOR RECOVERY OR FOR OVERHEAD LIFTING

**V-ASSEMBLY WITH MINI J-HOOK**

- Each leg is constructed of 3" webbing
- Standard Leg lengths: 30" and 36"

ASSEMBLY WORKING LOAD LIMIT: 6,600 LBS

**VA330-J04** 30" WEB LEGS

**VA336-J04** 36" WEB LEGS



2-PLY SLING WEBBING

\*NOT FOR RECOVERY OR FOR OVERHEAD LIFTING

**V-ASSEMBLY W/-RTJ CLUSTER HOOK**

- Each leg is constructed of 3" webbing
- Standard Leg lengths: 30", 36" and 72"

ASSEMBLY WORKING LOAD LIMIT: 6,600 LBS

**VA330-RTJ** 30" WEB LEGS

**VA336-RTJ** 36" WEB LEGS

**VA372-RTJ** 72" WEB LEGS



2-PLY SLING WEBBING

\*NOT FOR RECOVERY OR FOR OVERHEAD LIFTING

**V-ASSEMBLY WITH 8" J-HOOK**

*Ideal for compact cars*

- Each leg is constructed of 3" webbing
- Standard Leg lengths: 24" and 30"

ASSEMBLY WORKING LOAD LIMIT: 6,600 LBS

**VA330-J08** 30" WEB LEGS

**VA324-J08** 24" WEB LEGS



2-PLY SLING WEBBING

\*NOT FOR RECOVERY OR FOR OVERHEAD LIFTING

**V-ASSEMBLY WITH 15" J-HOOK**

*Make reaching your hook-up point easier, Sling webbing prevents abrasion and damage you would get from a chain.*

- Each leg is constructed of 3" webbing
- Standard Leg lengths: 30" and 24"

ASSEMBLY WORKING LOAD LIMIT: 6,600 LBS

**VA330-J15** 30" WEB LEGS

**VA324-J15** 24" WEB LEGS

Safety & Accessories

Truck Equipment

Flatbed Accessories

Tiedown Straps

Utility Tiedowns

Auto Tiedowns

Interior Van Products

Slings

Rigging Hardware

Hardware

Webbing

General Information

94

CTST

REFER TO FEDERAL, STATE, PROVINCIAL, INDUSTRY OR LOCAL REGULATIONS FOR PROPER TIE DOWN METHODS. IT IS THE OWNER'S AND USER'S RESPONSIBILITY TO DETERMINE SUITABILITY OF A PRODUCT FOR ANY PARTICULAR USE.

TOW V-STRAP ASSEMBLIES

TOW V-STRAP ASSEMBLIES

Alternate hardware and custom lengths available upon request

**AXLE STRAP V-ASSEMBLY**

Built in axle straps prevent damage during hook-up. Ideal for high end or luxury vehicles where metal hooks can cause damage.

- Standard Leg lengths: 48, 60" and 72"

ASSEMBLY WORKING LOAD LIMIT: 6,600 LBS

**VA248-TS** 48" WEB LEGS

**VA260-TS** 60" WEB LEGS

**VA272-TS** 72" WEB LEGS



CORDURA WEAR SLEEVE FOR EXTRA PROTECTION

REDESIGNED

2-PLY SLING WEBBING

\*NOT FOR RECOVERY OR FOR OVERHEAD LIFTING



2-PLY SLING WEBBING

NEW

\*NOT FOR RECOVERY OR FOR OVERHEAD LIFTING

**V-ASSEMBLY W/-15" J-HOOK + J/T COMBO HOOK**

- Each leg is constructed of 3" webbing
- Standard Leg lengths: 30"

ASSEMBLY WORKING LOAD LIMIT: 6,600 LBS

**VA330-J15-JC** 30" WEB LEGS



2-PLY SLING WEBBING

NEW

\*NOT FOR RECOVERY OR FOR OVERHEAD LIFTING

**V-ASSEMBLY W/-8" J-HOOK + J/T COMBO HOOK**

- Each leg is constructed of 3" webbing
- Standard Leg lengths: 30"

ASSEMBLY WORKING LOAD LIMIT: 6,600 LBS

**VA330-J08-JC** 30" WEB LEGS

**VL306-J04** 3" X 6 FT. STRAP W/-MINI J-HOOK AND 6" LOOP END

3" x 2-ply webbing.

WORKING LOAD LIMIT: 4,700 LBS (2,136 KGS)

NEW

\*NOT FOR RECOVERY OR FOR OVERHEAD LIFTING



**VL306-RTJ** 3" X 6 FT. STRAP W/-RTJ-HOOK AND 6" LOOP END

3" x 2-ply webbing.

WORKING LOAD LIMIT: 4,700 LBS (2,136 KGS)



Safety & Accessories

Truck Equipment

Flatbed Accessories

Tiedown Straps

Utility Tiedowns

Auto Tiedowns

Interior Van Products

Slings

Rigging Hardware

Hardware

Webbing

General Information

95










CTST

ALL STRAP ASSEMBLIES OR SYSTEMS ARE AS STRONG AS THEIR WEAKEST COMPONENT INCLUDING THE POINT OF ATTACHMENT. NEVER EXCEED THE WORKING LOAD LIMIT (WLL). LOADS BEYOND ITS WLL CAN RESULT IN SERVEE PERSONAL INJURY OR DEATH.







|                       | TOW CHAIN ASSEMBLIES  |  |
|-----------------------|---|--|
| Safety & Accessories  | TOW CHAIN ASSEMBLIES - WORKING LOAD LIMIT: 4700 LBS   |  |
| Truck Equipment       | <div>  <p><b>TC510-J15-GJC</b><br/>10 FT. TOW CHAIN , 5/16" G70<br/>15" J-HOOK AND COMBO J/T + GRAB HOOK</p> </div> <div>  <p><b>NEW</b><br/><b>TC510-G-RTJG</b><br/>10 FT. TOW CHAIN, 5/16"G70<br/>CLUSTER RTJG HOOK AND GRAB HOOK</p> </div>   |  |
| Flatbed Accessories   | <div>  <p><b>NEW</b><br/><b>TC510-J15-RTJC</b><br/>10 FT. TOW CHAIN, 5/16" G70<br/>15" J-HOOK AND CLUSTER RTJG HOOK</p> </div> <div>  <p><b>NEW</b><br/><b>TC510-J15-G</b><br/>10 FT. TOW CHAIN, 5/16" G70<br/>15" J-HOOK AND GRAB HOOK</p> </div>   |  |
| Tiedown Straps        | SAFETY CHAINS - G70   |  |
| Utility Tiedowns      | CUSTOM LENGTHS AVAILABLE UPON REQUEST   |  |
| Auto Tiedowns         | <p><b>SAFETY CHAINS</b> – Transport vehicles safely and conform to MTO regulations<br/>Safety chains can be used as secondary securement systems or as primary tie downs. MTO requires safety chains for hauling most vehicles and equipment. If your primary tie down fails, your safety chain will be there to take over. Choose from grade 70 through grade 100 chains to match your application and working load requirements.</p>  |  |
| Interior Van Products | <p><b>70516-10-S1</b><br/>5/16" X 10 FT. SAFETY CHAIN W/-CLEVIS SLIP HOOK<br/>WORKING LOAD LIMIT: <b>4,700 LBS</b></p>   | <p><b>SC510-S1</b><br/>5/16" X 10' SAFETY CHAIN W/-H.D. LATCH HOOK<br/>WORKING LOAD LIMIT: <b>4,700 LBS</b></p>  |
| Slings                |  <p><b>SC508-J04/S</b><br/>5/16" X 8' SAFETY CHAIN W/-H.D LATCH SLIP HOOK AND MINI J-HOOK<br/>WORKING LOAD LIMIT: <b>4,700 LBS</b></p>   |  |
| Rigging Hardware      | G70 AXLE CHAIN ASSEMBLY   |  |
| Hardware              | <p><b>XC303-J08GG</b></p>  <p>• 3/8" x 3FT G70 chain<br/>• 3/8" G70 grab hooks<br/>WORKING LOAD LIMIT: <b>5,400 LBS</b></p>  |  |
| Webbing               | <p><b>AXLE CHAIN ASSEMBLY WITH 8" J-HOOK AND 2 GRAB HOOKS</b><br/><i>Chain up forward axles of tractor when performing a rear tow.</i></p> <p>Pass the 8" J Hook between the frame rail and the tires and hook it under the axle or a weight bearing suspension bracket. Take one of the grab hooks on the top of the chain and grab the frame rail. Use the second grab hook to shorten the chain in order to take as much slack out of the chain as you can. When you lift the rear of the road tractor the chain will tighten.</p> |  |
| General Information   | <p>REFER TO FEDERAL, STATE, PROVINCIAL, INDUSTRY OR LOCAL REGULATIONS FOR PROPER TIE DOWN METHODS. IT IS THE OWNER'S AND USER'S RESPONSIBILITY TO DETERMINE SUITABILITY OF A PRODUCT FOR ANY PARTICULAR USE.</p>  |  |
| 98                    |    |  |

|                       | TOW TRUCK ACCESSORIES   |  |
|-----------------------|---|--|
| Safety & Accessories  | TIRE SKATE  |  |
| Truck Equipment       | <div>  <p><b>TIRES SKATES FOR TOW TRUCK</b><br/><i>Excellent for positioning vehicles, towing or loading onto rollback flatbeds.</i></p> <ul style="list-style-type: none"> <li>tow cars and trucks that have lost a wheel</li> <li>Move vehicles with wheels that are stuck in a turned, parked position or with emergency brakes that won't release.</li> <li>Placing skates under the vehicle's suspension for safe loading.</li> </ul> <p>WORKING LOAD LIMIT: <b>4,000 LBS</b></p> </div>  |  |
| Flatbed Accessories   | AUTO LOCKOUT KIT  |  |
| Tiedown Straps        | <p><b>NEW</b></p>  <p><b>PROFESSIONAL LOCKOUT KIT - 4 PCS</b><br/><i>55" long reach tool with protective coating offering protection against scratches for any finish.</i></p> <ul style="list-style-type: none"> <li>55" long reach tool with the precise bends and shape helps you easily maneuver and control</li> <li>Non-Marring wedge helps to get your job done without damage.</li> <li>Air wedge bag made with extra thick TPU material.</li> </ul> <p><b>88052- KIT</b><br/><b>AUTO LOCKOUT KIT includes:</b><br/>(1) 55" LONG REACH TOOL<br/>(1) 5.5" WHITE PLASTIC WEDGE<br/>(1) 8.5" W EDGE FOR AUTO FRAMELESS WINDOW<br/>(1) AIR PUMP WEDGE INFLATABLE AIR BAG<br/>(1) CARRYING BAG</p> |  |
| Utility Tiedowns      |       |  |
| Auto Tiedowns         | REPLACEMENT PARTS   |  |
| Interior Van Products | <p><b>88052 LONG REACH TOOL</b><br/>55" Long reach tool, lightweight, toughness</p>   |  |
| Slings                | <p><b>88054 5.5" PLASTIC WEDGE</b><br/>Window wedge to allow easy access for the door tools</p>   |  |
| Rigging Hardware      | <p><b>88055 8.5" WEDGE FOR AUTO FRAMELESS WINDOW</b><br/>Window curved wedge, leave no marks to car paint</p>   |  |
| Hardware              | <p><b>88053 AIR PUMP WEDGE INFLATABLE AIR BAG</b><br/>Air wedge pump wedge with push button air valve</p>   |  |
| Webbing               | <p><b>88052-TIP WHITE RUBBER TIP</b><br/>3 PCS/PACK</p>   |  |
| General Information   | <p>ALL STRAP ASSEMBLIES OR SYSTEMS ARE AS STRONG AS THEIR WEAKEST COMPONENT INCLUDING THE POINT OF ATTACHMENT. NEVER EXCEED THE WORKING LOAD LIMIT (WLL). LOADS BEYOND ITS WLL CAN RESULT IN SERVEE PERSONAL INJURY OR DEATH.</p>   |  |
| 99                    |    |  |



# TIE-DOWN HOOK ASSEMBLIES

## TIE-DOWN HOOK ASSEMBLIES



**38178**

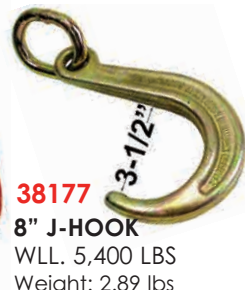
**15" J-HOOK**  
WLL. 5,400 LBS  
Weight: 3.50 lbs



**NEW**

**38278**

**15" J-HOOK G80**  
WLL. 7,100 LBS  
Weight: 4.85 lbs



**38177**

**8" J-HOOK**  
WLL. 5,400 LBS  
Weight: 2.89 lbs



**38182**

**4" MINI J-HOOK**  
WLL. 5,400 LBS  
Weight: 1.11 lbs



**38187**

**T & MINI J-HOOK**  
WLL. 4,700 LBS  
Weight: 1.35 lbs



**38271**

**CLUSTER RTCG-HOOK**  
WLL. 4,700 LBS  
Weight: 3.10 lbs



**38270**

**CLUSTER RTJ-HOOK W/-3 LINKS**  
WLL. 4,000 LBS  
Weight: 2.56 lbs



**38170**

**CLUSTER RTJ-HOOK**  
WLL. 4,700 LBS  
Weight: 2.21 lbs



**38171**

**CLUSTER RTJG-HOOK**  
WLL. 4,700 LBS  
Weight: 3.10 lbs



**NEW**

**38273**

**CLUSTER JTG HOOK**  
WLL. 4700 LBS



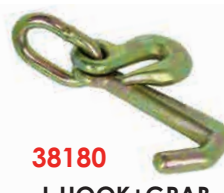
**38195**

**MINI J-HOOK**  
WLL. 4,700 LBS  
Weight: 0.6 lb



**38188**

**R-HOOK**  
WLL. 4,700 LBS  
Weight: 0.58 lbs



**38180**

**J-HOOK+GRAB HOOK**  
WLL. 4,700 LBS



**38181**

**T & GRAB HOOK**  
WLL. 4,700 LBS  
Weight: 1.25 lbs



**38183**

**T-HOOK**  
WLL. 4,700 LBS  
Weight: 0.58 lbs



**38194**

**COMBO MINI-J/T HOOK**  
WLL. 4,700 LBS



**38196**

**COMBO MINI-J/T HOOK WITH LINK**  
WLL. 4,700 LBS



**NEW**

**38283**

**T-HOOK WITH WELDED RING**  
WLL. 4,700 LBS



**NEW**

**38192**

**MINI C HOOK**  
WLL. 4,700 LBS  
Weight: 1.0 lbs



**38186**

**2" SWIVEL SPEED-HOOK**  
WLL. 2,000 LBS  
Weight: 0.85 lb



**38191**

**2" SWIVEL J-HOOK**  
WLL. 2,000 LBS  
Weight: 0.6 lb



**38185**

**2" SWIVEL J-HOOK**  
WLL. 3,335 LBS  
Weight: 0.96 lb



**38173**

**1-3/4" SWIVEL J-HOOK**  
WLL. 2,000 LBS  
Weight: 0.76 lb



**NEW**

**38285**

**2" SWIVEL J-HOOK**  
WLL. 2,000 LBS  
Weight: 0.50 lb



**38189**

**DOUBLE GRAB HOOK**  
WLL. 4,700 LBS  
Weight: 1.15 lbs




**33357**

**5/16" GRAB HOOK WITH 2" LINK, G70**  
WLL. 4,700 LBS



**38190**

**PEAR RING WITH 2 GRAB HOOKS**  
WLL. 4,700 LBS



**13515**

**RUBBER CLEAT**  
3" W x 3" L x 3/4" H  
Weight: 0.36 lb