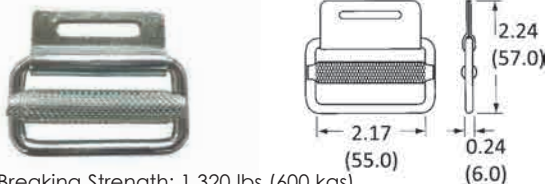
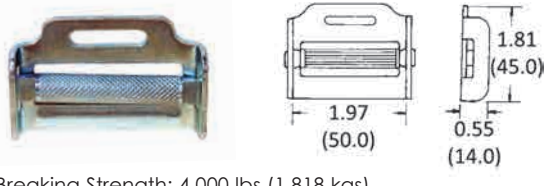
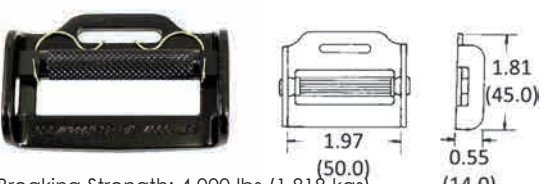
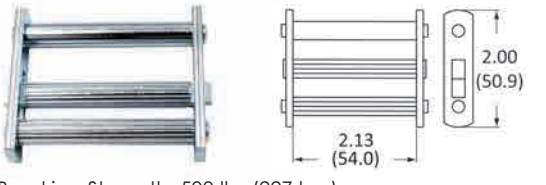
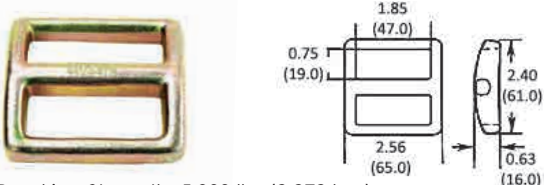
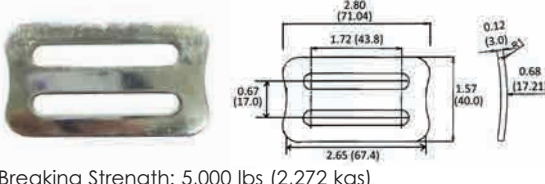

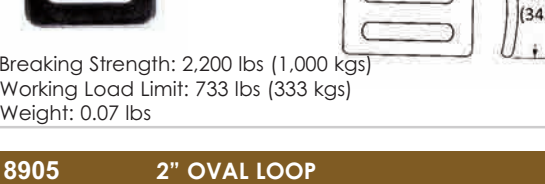
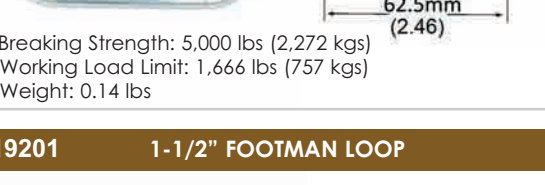
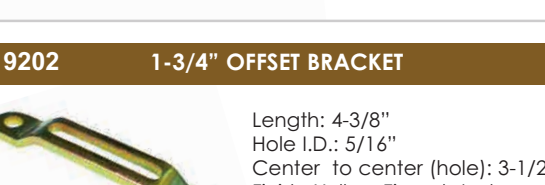
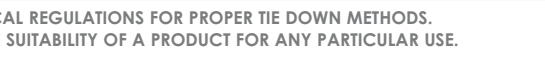


HARDWARE





Safety & Accessories
Truck Equipment
Flatbed Accessories
Tiedown Straps
Utility Tiedowns
Auto Tiedowns
Interior Van Products
Slings
Rigging Hardware
Hardware
Webbing
General Information

HARDWARE	
SLIDE BUCKLES	
18900	2" SLIDE BUCKLE WITH SHEET METAL  Breaking Strength: 1,320 lbs (600 kgs) Working Load Limit: 440 lbs (200 kgs) Weight: 0.24 lbs
18901	2" SLIDE BUCKLE  Breaking Strength: 4,000 lbs (1,818 kgs) Working Load Limit: 1,333 lbs (606 kgs) Weight: 0.19 lbs
18901-SP	2" SLIDE BUCKLE WITH SPRING  Breaking Strength: 4,000 lbs (1,818 kgs) Working Load Limit: 1,333 lbs (606 kgs) Weight: 0.19 lbs
18904	2" ROLLER BUCKLE  Breaking Strength: 500 lbs (227 kgs) Working Load Limit: 166 lbs (75 kgs) Weight: 0.19 lbs
18914	1-3/4" ADJUSTER, CURVED BODY  Breaking Strength: 5,000 lbs (2,272 kgs) Working Load Limit: 1,666 lbs (757 kgs) Weight: 0.40 lbs
18902	2" WEBBING ADJUSTER, CURVED BODY  Breaking Strength: 5,000 lbs (2,272 kgs) Working Load Limit: 1,666 lbs (757 kgs) Weight: 0.10 lbs
18915	1-3/4" WEBBING ADJUSTER  Breaking Strength: 4,400 lbs Thickness: 3.2mm Finish: Chrome plated Weight: 0.10 lbs
18902-1	1" WEBBING ADJUSTER, METAL  Breaking Strength: 2,200 lbs (1,000 kgs) Working Load Limit: 733 lbs (333 kgs) Weight: 0.07 lbs
18905	2" OVAL LOOP  Breaking Strength: 5,000 lbs (2,272 kgs) Working Load Limit: 1,666 lbs (757 kgs) Weight: 0.14 lbs
19201	1-1/2" FOOTMAN LOOP  Length: 3-3/16" Hole I.D.: 7/32" Center to center (hole): 2-5/8" Finish: Nickel plated Material: Steel wire formed
19202	1-3/4" OFFSET BRACKET  Length: 4-3/8" Hole I.D.: 5/16" Center to center (hole): 3-1/2" Finish: Yellow Zinc plated Material: Steel Thickness: 3/16"



Safety & Accessories
Truck Equipment
Flatbed Accessories
Tiedown Straps
Utility Tiedowns
Auto Tiedowns
Interior Van Products
Slings
Rigging Hardware
Hardware
Webbing
General Information

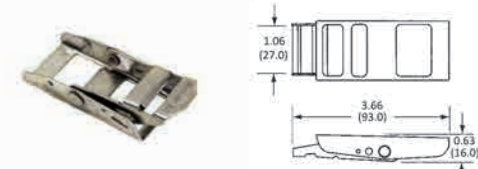
HARDWARE	
SEAT BELT BUCKLES	
10910	SEAT BELT BUCKLE  SET: Buckle, tongue & bar + cover Weight: 0.34 lbs
10920	SEAT BELT BUCKLE  SET: Buckle, tongue & bar Weight: 0.34 lbs
10810	SEAT BELT BUCKLE  AIRCRAFT LIFT LEVER TYPE SET: Buckle, tongue & bar Weight: 0.40 lbs
CAM BUCKLES	
18240	1" CAM BUCKLE  Breaking Strength: 750 lbs (340 kgs) Working Load Limit: 250 lbs (113 kgs) Weight: 0.13 lbs
18233	1" CAM BUCKLE  Breaking Strength: 2,420 lbs (1,100 kgs) Working Load Limit: 800 lbs (363 kgs) Weight: 0.48 lbs
18230	1" CAM BUCKLE  Breaking Strength: 1,500 lbs (681 kgs) Working Load Limit: 500 lbs (227 kgs) Weight: 0.23 lbs
18231	1" CAM BUCKLE  Breaking Strength: 1,800 lbs (810 kgs) Working Load Limit: 600 lbs (272 kgs) Weight: 0.37 lbs
18250	2" CAM BUCKLE  Breaking Strength: 3,000 lbs (1,363 kgs) Working Load Limit: 1,000 lbs (454 kgs) Weight: 0.59 lbs
1" MILITARY SPRING BUCKLE  18234 BLACK 18235 NICKLE 18236 ZINC 18238 STAINLESS STEEL Weight: 0.08 lbs	



HARDWARE

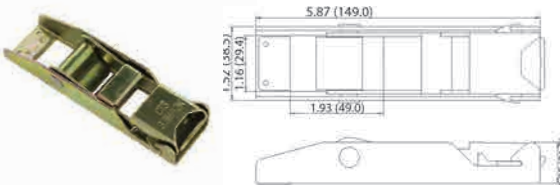
OVERCENTER BUCKLES

811001" OVERCENTER BUCKLE




Breaking Strength: 1,000 lbs (454 kgs)
Working Load Limit: 333 lbs (151 kgs)
Weight: 0.15 lbs

811301" OVERCENTER BUCKLE



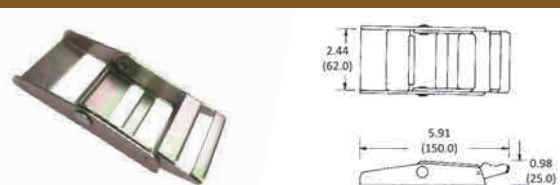
Breaking Strength: 3,000 lbs (1,363 kgs)
Working Load Limit: 1,000 lbs (454 kgs)
Weight: 0.53 lbs

801001-3/4" OVERCENTER BUCKLE, STAINLESS STEEL




STAINLESS STEEL
Breaking Strength: 3,000 lbs (1,363 kgs)
Working Load Limit: 1,000 lbs (454 kgs)
Weight: 0.66 lbs

809002" OVERCENTER BUCKLE




Breaking Strength: 1,760 lbs (800 kgs)
Working Load Limit: 586 lbs (266 kgs)
Weight: 0.23 lbs

809182" OVERCENTER BUCKLE, BLACK COLOR



Breaking Strength: 1,500 lbs (681 kgs)
Working Load Limit: 500 lbs (227 kgs)
Weight: 0.57 lbs

801011-3/4" OVERCENTER BUCKLE



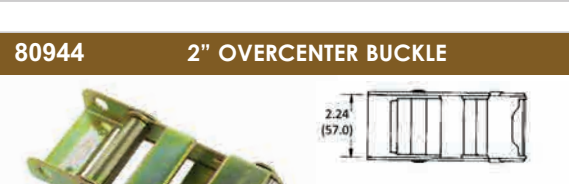
Breaking Strength: 5,000 lbs (2,272 kgs)
Working Load Limit: 1,666 lbs (757 kgs)
Weight: 1.29 lbs

809332" OVERCENTER BUCKLE



Breaking Strength: 3,300 lbs (1,500 kgs)
Working Load Limit: 1,100 lbs (500 kgs)
Weight: 0.49 lbs

809442" OVERCENTER BUCKLE




Breaking Strength: 4,400 lbs (2,000 kgs)
Working Load Limit: 1,466 lbs (666 kgs)
Weight: 0.73 lbs

809451-3/4" OVERCENTER BUCKLE



Breaking Strength: 4,400 lbs (2,000 kgs)
Working Load Limit: 1,466 lbs (666 kgs)
Weight: 0.73 lbs


 **WORKING LOAD LIMIT**
The maximum allowable load assigned to each hardware is not to exceed one-third (1/3) of the breaking strength.



HARDWARE

OVERCENTER BUCKLES

182321" OVERCENTER CAM BUCKLE



Breaking Strength: 1,000 lbs (454 kgs)
Working Load Limit: 333 lbs (151 kgs)
Weight: 0.15 lbs

809012" QUICK RELEASE BUCKLE



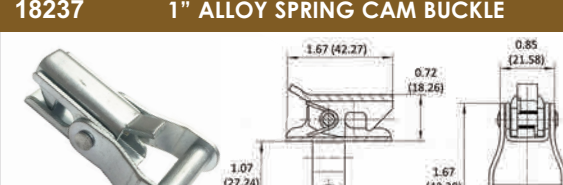
Weight: 0.24 lbs

182512" OVERCENTER CAM BUCKLE



Breaking Strength: 3,300 lbs (1,500 kgs)
Working Load Limit: 1,100 lbs (500 kgs)
Weight: 0.80 lbs


182371" ALLOY SPRING CAM BUCKLE



Breaking Strength: 1,500 lbs (620 kgs)
Working Load Limit: 500 lbs (227 kgs)
Weight: 0.15 lbs

PLASTIC BUCKLES

PLASTIC SIDE RELEASE BUCKLES



HEAVY DUTY: Holds tension well and will not slip with either standard weight or heavy duty webbing. Constructed out of durable plastic, these buckles will withstand harsh weather forces and daily wear and tear.

ITEM NO.	SIZE	WEIGHT (GRAMS)
18906-3	3/4"	5
18906-1	1"	14
18906	1-1/2"	21
18906-2	2"	28

189071" WEBBING ADJUSTER



189081" TRI-GLIDE BUCKLE



189102" WEBBING ADJUSTER



189122" LOOP



18909CORD LOCK


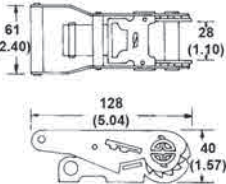

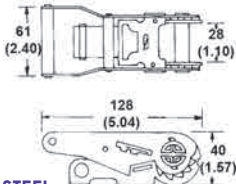
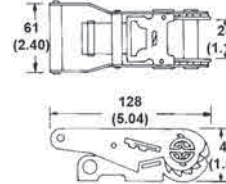

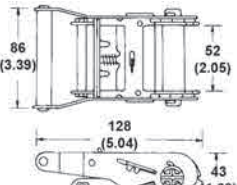

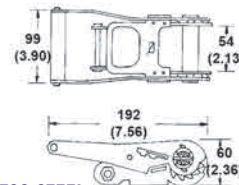

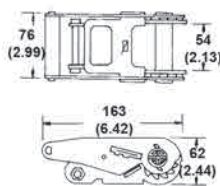



189162" METAL LOOP



NEW



HARDWARE	
1" RATCHET BUCKLES	
70133	1" RATCHET BUCKLE, 1-PC HANDLE
 	Breaking Strength: 3,300 lbs (1,500 kgs) Working Load Limit: 1,100 lbs (500 kgs) Weight: 0.76 lbs
70144	1" RATCHET BUCKLE, WIDE HANDLE
 	Breaking Strength: 3,300 lbs (1,500 kgs) Working Load Limit: 1,100 lbs (500 kgs) Weight: 0.84 lbs
70144-S	1" RATCHET BUCKLE, STAINLESS STEEL
 	STAINLESS STEEL Breaking Strength: 3,300 lbs (1,500 kgs) Working Load Limit: 1,100 lbs (500 kgs) Weight: 0.82 lbs
70145	1" RATCHET BUCKLE, BLACK COLOR
 	Breaking Strength: 3,300 lbs (1,500 kgs) Working Load Limit: 1,100 lbs (500 kgs) Weight: 0.84 lbs
2" RATCHET BUCKLES	
70244	2" RATCHET BUCKLE, LIGHT DUTY
 	Single Security Lock Breaking Strength: 4,400 lbs (2,000 kgs) Working Load Limit: 1,466 lbs (666 kgs) Weight: 1.15 lbs
70202-S	2" RATCHET BUCKLE, STAINLESS STEEL
 	Double Security Lock STAINLESS STEEL Breaking Strength: 6,600 lbs (3,000 kgs) Working Load Limit: 2,200 lbs (1,000 kgs) Weight: 2.25 lbs
70203	2" RATCHET BUCKLE, SHORT HANDLE
 	Double Security Lock Breaking Strength: 11,000 lbs (5,000 kgs) Working Load Limit: 3,666 lbs (1,666 kgs) Weight: 2.20 lbs
70209-M	2" RATCHET BUCKLE, MEDIUM HANDLE
 	2" RATCHET BUCKLE WITH SWIVEL J-HOOK (70202+38184) Double Security Lock Breaking Strength: 6,000 lbs (2,727 kgs) Working Load Limit: 2,000 lbs (909 kgs) Weight: 2.50 lbs



HARDWARE	
2" RATCHET BUCKLES	
70202	2" RATCHET BUCKLE, MEDIUM HANDLE
 	Double Security Lock Breaking Strength: 11,000 lbs (5,000 kgs) Working Load Limit: 3,666 lbs (1,666 kgs) Weight: 2.25 lbs
70216-M	2" RATCHET BUCKLE, MEDIUM HANDLE
 	2" RATCHET BUCKLE + SINGLE J-HOOK (70202+38175) Double Security Lock Breaking Strength: 3,000 lbs (1,363 kgs) Working Load Limit: 1,000 lbs (545 kgs) Weight: 2.5 lbs
70201	2" RATCHET BUCKLE, LONG HANDLE
 	Double Security Lock Breaking Strength: 11,000 lbs (5,000 kgs) Working Load Limit: 3,666 lbs (1,666 kgs) Weight: 2.37 lbs
70231	2" RATCHET BUCKLE, LONG HANDLE
 	Single Security Lock Breaking Strength: 11,000 lbs (5,000 kgs) Working Load Limit: 3,666 lbs (1,666 kgs) Weight: 2.37 lbs
70261	2" RATCHET BUCKLE, HEAVY DUTY
 	Double Security Lock, Long Handle Breaking Strength: 13,200 lbs (6,000 kgs) Working Load Limit: 4,400 lbs (2,000 kgs) Weight: 2.50 lbs
70202-SN	2" RATCHET BUCKLE WITH SNAP HOOK
 	Double Security Lock Breaking Strength: 6,600 lbs (3,000 kgs) Working Load Limit: 2,200 lbs (1,000 kgs) Weight: 2.84 lbs
70206	2" REVERSE RATCHET BUCKLE, LONG HANDLE
 	Single Security Lock Breaking Strength: 11,000 lbs (5,000 kgs) Working Load Limit: 3,666 lbs (1,666 kgs) Weight: 2.78 lbs
70208	2" RATCHET BUCKLE WITH 2 HOLES
 	Back plate come with 2 x 7/16" Ø holes Double Security Lock Breaking Strength: 11,000 lbs (5,000 kgs) Working Load Limit: 3,666 lbs (1,666 kgs) Weight: 2.37 lbs
**TIPS FOR MAINTAINING YOUR RATCHET BUCKLES Apply lubricating oil, such as dry silicone spray, to the moving parts of the ratchet buckles. WD-40 also works well.	
ALL STRAP ASSEMBLIES OR SYSTEMS ARE AS STRONG AS THEIR WEAKEST COMPONENT INCLUDING THE POINT OF ATTACHMENT. NEVER EXCEED THE WORKING LOAD LIMIT (WLL). LOADS BEYOND ITS WLL CAN RESULT IN SERVEE PERSONAL INJURY OR DEATH.	
CTS	



HARDWARE

2" RATCHET BUCKLES

70205

2" WRENCH RATCHET BUCKLE (RIGHT)

Breaking Strength: 10,000 lbs (4,545 kgs)
Working Load Limit: 3,335 lbs (1,515 kgs)
Weight: 1.81 lbs

70205-L

2" WRENCH RATCHET BUCKLE (LEFT)

Breaking Strength: 10,000 lbs (4,545 kgs)
Working Load Limit: 3,335 lbs (1,515 kgs)
Weight: 1.81 lbs

NEW

70207

2" RATCHET BUCKLE WITH CHAIN & HOOK

5/16" X 14" WITH GRAB HOOK, G70

Double Security Lock
Breaking Strength: 11,000 lbs (5,000 kgs)
Working Load Limit: 3,666 lbs (1,666 kgs)
Weight: 2.37 lbs

70204

2" RATCHET BUCKLE WITH CHAIN LINKS

5/16" X 10 LINKS, G70

Double Security Lock
Breaking Strength: 11,000 lbs (5,000 kgs)
Working Load Limit: 3,666 lbs (1,666 kgs)
Weight: 3.25 lbs

70214

2" WEB STORAGE RATCHET BUCKLE

NO MORE TAIL STRAPS FLAPPING IN THE WIND

NEW

CAN STORE UP TO 10 FT. OF WEBBING

Some people just throw it in the bed of the truck or fold it in half a few times and make it a nice stack of layers and place it under the strap holding the load.

With **WEB STORAGE** ratchet buckle, you can wind and store the left over tail strap right on the ratchet buckle.

Please visit our website for video instructions.

Breaking Strength: 11,000 lbs (5,000 kgs)
Working Load Limit: 3,666 lbs (1,666 kgs)
Weight: 2.37 lbs

3" - 4" RATCHET BUCKLES

70300

3" RATCHET BUCKLE

Single Security Lock
Breaking Strength: 22,000 lbs (10,000 kgs)
Working Load Limit: 7,333 lbs (3,333 kgs)
Weight: 6.50 lbs

70400

4" RATCHET BUCKLE

Single Security Lock
Breaking Strength: 24,000 lbs (10909 kgs)
Working Load Limit: 8,000 lbs (3,636 kgs)
Weight: 7.50 lbs



HARDWARE

RATCHET BOLT END ACCESSORIES

Design your own unique ratchet fixed end.
Ratchet bolt end accessories designed to connect directly to a 2" ratchet by disconnecting the bolt of your ratchet buckle.

70211 SLEEVE
SLEEVE FOR RATCHET BOLT
Weight: 0.05 lbs / pc.

70212 U BRACKET
U BRACKET FOR RATCHET BOLT
Weight: 0.34 lbs

70215 BOLT AND NUT
BOLT AND NUT FOR 70212
Weight: 0.34 lbs

38165
5/16" X 10 CHAIN LINKS ONLY, G70
WORKING LOAD LIMIT: 3,335 LBS
Weight: 1.0 lbs

38184
1-3/4" J-HOOK
WORKING LOAD LIMIT: 2,000 LBS
Weight: 0.5 lbs

38160
5/16" X 10 LINKS WITH 5/16" GRAB HOOK, G70
WORKING LOAD LIMIT: 3,335 LBS
Weight: 2.80 lbs

38175
SINGLE J-HOOK
WORKING LOAD LIMIT: 1,000 LBS
Weight: 0.30 lbs

18423
CONVERSION SNAP HOOK
WORKING LOAD LIMIT: 3,335 LBS
Weight: 0.44 lbs

38174
DOUBLE J-HOOK
WORKING LOAD LIMIT: 1,666 LBS
Weight: 0.44 lbs

18207
2" X 7/16" WIRE HOOK W/-WELDED TUBE
WORKING LOAD LIMIT: 3,335 LBS
Weight: 0.70 lbs

38275
FORGED FINGER HOOK
WORKING LOAD LIMIT: 2,750 LBS
Weight: 0.66 lbs




HARDWARE

FALL PROTECTION HARDWARE

18468

AUTOMATIC ROPE GRAB



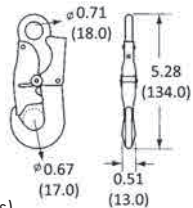

With Panic Lock

Ring I.D.=55mm
Certified to CSA
Weight: 1.0 lbs

Rope Grabs
Rope vertical lifelines and rope grabs are used together as a system. Rope Grabs are designed as a means of fall arrest between a worker wearing a compatible full-body harness and a suitable fall arrest anchorage. Applications include roofing, ladder climbing, general construction and tower climbing.

18461

LANYARD FORGED SNAP HOOK



Double action/Self locking
Breaking Strength: 6,600 lbs (3,000 kgs)
Working Load Limit: 2,200 lbs (1,000 kgs)
Weight: 0.62 lbs

18464

(N-3610) FORGED SNAP HOOK



Double action/Self locking (CSA)
Minimum Breaking Strength: 5,000 lbs (2,272 kgs)
Working Load Limit: 1,666 lbs (757 kgs)
Weight: 0.86 lbs

18475

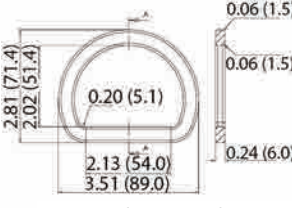

(N-3630) 2-1/4" REBAR HOOK FORGED



Double action/Self locking (CSA)
Breaking Strength: 5,000 lbs
Working Load Limit: 1,666 lbs (757 kgs)
Weight: 1.74 lbs

18516

2" D-RING, STEEL



Minimum Breaking Strength: 10,000 lbs (4,545 kgs)
Working Load Limit: 3,335 lbs (1,515 kgs)
Weight: 0.26 lbs

18469

DOUBLE LOCK SWIVEL SNAP HOOK

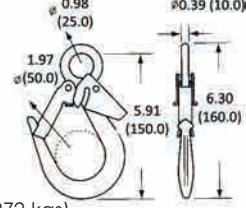



- Drop forged steel
- Ergonomic swivel snap with load indicator
- Finish : Zinc dichromate (gold)
- Certified to CSA

Double action/Self locking
Breaking Strength: 5,000 lbs (2,272 kgs)
Working Load Limit: 1,666 lbs (757 kgs)
Weight: 0.65 lbs

18463

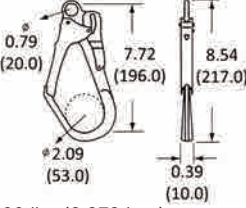

LADDER HOOK



Double action/Self locking
Breaking Strength: 5,000 lbs (2,272 kgs)
Working Load Limit: 1,666 lbs (757 kgs)
Weight: 1.09 lbs

18465

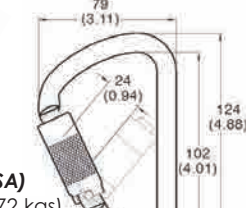

STEEL SNAP HOOK



Double action/Self locking
Minimum Breaking Strength: 5,000 lbs (2,272 kgs)
Working Load Limit: 1,666 lbs (757 kgs)
Weight: 1.09 lbs

18467


PEAR-SHAPED CARABINER



Double-action /Self locking (CSA)
Breaking Strength: 5,000 lbs (2,272 kgs)
Working Load Limit: 1,666 lbs (757 kgs)
Weight: 0.45 lbs

18466

STEEL CARABINER



Screw lock/Manual locking
Minimum Breaking Strength: 5,000 lbs
Working Load Limit: 1,666 lbs (757 kgs)
Weight: 0.45 lbs

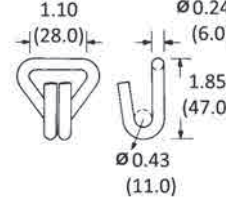



HARDWARE

WIRE HOOKS

18222

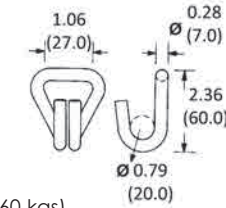

1" NARROW WIRE HOOK



Breaking Strength: 2,500 lbs (1,136 kgs)
Working Load Limit: 833 lbs (378 kgs)
Weight: 0.11 lbs

18220

1" WIRE HOOK



Breaking Strength: 3,000 lbs (1,360 kgs)
Working Load Limit: 1,000 lbs (454 kgs)
Weight: 0.15 lbs

18220-BK

1" WIRE HOOK - VINYL COATED



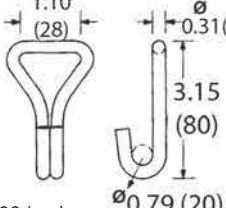

BLACK VINYL COATED



Breaking Strength: 3,000 lbs (1,360 kgs)
Working Load Limit: 1,000 lbs (454 kgs)
Weight: 0.15 lbs

18221


1" LONG WIRE HOOK



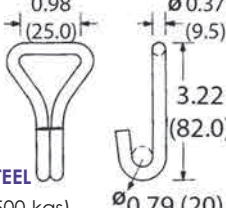
Breaking Strength: 3,300 lbs (1,500 kgs)
Working Load Limit: 1,100 lbs (500 kgs)
Weight: 0.24 lbs

18221-S

1" LONG WIRE HOOK, STAINLESS STEEL



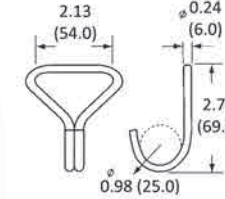

STAINLESS STEEL



Breaking Strength: 3,300 lbs (1,500 kgs)
Working Load Limit: 1,100 lbs (500 kgs)
Weight: 0.34 lbs

18203

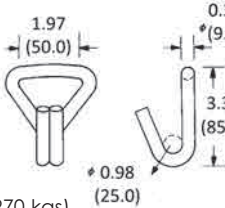

2" X 1/4" WIRE HOOK



Breaking Strength: 1,500 lbs (681 kgs)
Working Load Limit: 500 lbs (227 kgs)
Weight: 0.16 lbs

18202

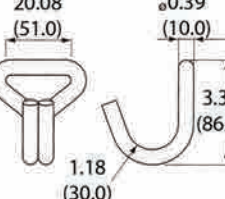

2" X 3/8" WIRE HOOK



Breaking Strength: 5,000 lbs (2,270 kgs)
Working Load Limit: 1,666 lbs (757 kgs)
Weight: 0.39 lbs

18206

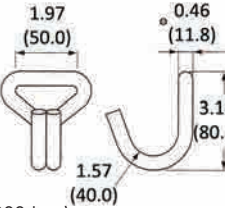

2" X 3/8" WIRE HOOK



Breaking Strength: 6,600 lbs (3,000 kgs)
Working Load Limit: 2,200 lbs (1,000 kgs)
Weight: 0.45 lbs

18205


2" X 7/16" WIRE HOOK



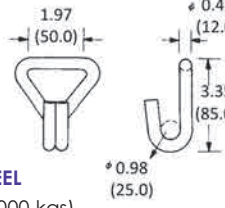
Breaking Strength: 6,600 lbs (3,000 kgs)
Working Load Limit: 2,200 lbs (1,000 kgs)
Weight: 0.63 lbs

18200-S

2" X 7/16" WIRE HOOK, STAINLESS STEEL



STAINLESS STEEL



Breaking Strength: 6,600 lbs (3,000 kgs)
Working Load Limit: 2,200 lbs (1,000 kgs)
Weight: 0.63 lbs

ALL STRAP ASSEMBLIES OR SYSTEMS ARE AS STRONG AS THEIR WEAKEST COMPONENT INCLUDING THE POINT OF ATTACHMENT. NEVER EXCEED THE WORKING LOAD LIMIT (WLL). LOADS BEYOND ITS WLL CAN RESULT IN SERVEE PERSONAL INJURY OR DEATH.

REFER TO FEDERAL, STATE, PROVINCIAL, INDUSTRY OR LOCAL REGULATIONS FOR PROPER TIE DOWN METHODS. IT IS THE OWNER'S AND USER'S RESPONSIBILITY TO DETERMINE SUITABILITY OF A PRODUCT FOR ANY PARTICULAR USE.





HARDWARE

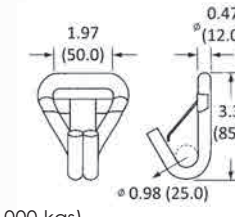

WIRE HOOKS

18207 2" X 7/16" WIRE HOOK W/-WELDED TUBE



Breaking Strength: 11,000 lbs (5,000 kgs)
Working Load Limit: 3,666 lbs (1,666 kgs)
Weight: 0.70 lbs

18210 2" X 7/16" WIRE HOOK W/-KEEPER



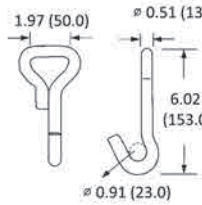

Breaking Strength: 11,000 lbs (5,000 kgs)
Working Load Limit: 3,666 lbs (1,666 kgs)
Weight: 0.66 lbs

18100 3" X 5/8" WIRE HOOK



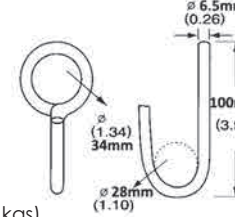

Breaking Strength: 22,000 lbs (10,000 kgs)
Working Load Limit: 7,333 lbs (3,333 kgs)
Weight: 1.63 lbs

18110 2" SINGLE J-HOOK



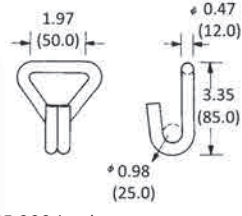

Breaking Strength: 7,000 lbs (3,175 kgs)
Working Load Limit: 2,333 lbs (1,060 kgs)
Weight: 0.77 lbs

18130 1" SINGLE J-HOOK



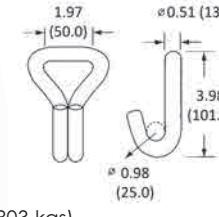

Breaking Strength: 500 lbs (227 kgs)
Working Load Limit: 166 lbs (75 kgs)
Weight: 0.14 lbs

18200 2" X 7/16" WIRE HOOK



Breaking Strength: 11,000 lbs (5,000 kgs)
Working Load Limit: 3,666 lbs (1,666 kgs)
Weight: 0.66 lbs

18201 2" X 1/2" WIRE HOOK



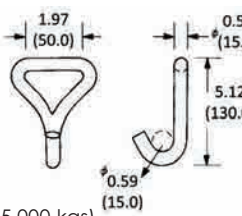
Breaking Strength: 15,000 lbs (6,803 kgs)
Working Load Limit: 5,000 lbs (2,272 kgs)
Weight: 0.81 lbs

18211 2" X 1/2" WIRE HOOK, VINYL COATED



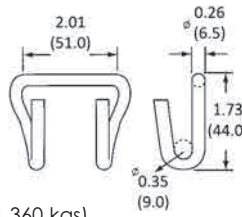

Breaking Strength: 15,000 lbs (6,803 kgs)
Working Load Limit: 5,000 lbs (2,272 kgs)
Weight: 0.81 lbs

18111 2" J-HOOK



Breaking Strength: 11,000 lbs (5,000 kgs)
Working Load Limit: 3,666 lbs (1,666 kgs)
Weight: 1.08 lbs

18263 2" OPEN HOOK



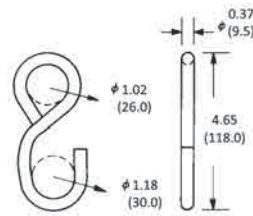

Breaking Strength: 3,000 lbs (1,360 kgs)
Working Load Limit: 1,000 lbs (454 kgs)
Weight: 0.12 lbs



HARDWARE

WIRE HOOKS

18160 1" S-HOOK, VINYL COATED



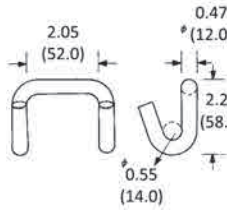

VINYL COATED
Breaking Strength: 2,500 lbs (1,100 kgs)
Working Load Limit: 833 lbs (378 kgs)
Weight: 0.34 lbs

18162 1" S-HOOK WITH KEEPER, VINYL COATED



VINYL COATED
Breaking Strength: 2,500 lbs (1,100 kgs)
Working Load Limit: 833 lbs (378 kgs)
Weight: 0.34 lbs

18260 2" CLAW HOOK



Breaking Strength: 6,600 lbs (3,000 kgs)
Working Load Limit: 2,200 lbs (1,000 kgs)
Weight: 0.16 lbs

CONTAINER HOOKS

18311 2" CONTAINER HOOK



Breaking Strength: 16,500 lbs (7,500 kgs)
Working Load Limit: 5,500 lbs (2,500 kgs)
Weight: 2.50 lbs

18163 1-3/4" S-HOOK, VINYL COATED




VINYL COATED
Breaking Strength: 6,000 lbs (2,727 kgs)
Working Load Limit: 2,000 lbs (909 kgs)
Weight: 0.50 lbs

18161 1" SNAP HOOK, BLACK PAINT



Breaking Strength: 1,200 lbs (545 kgs)
Working Load Limit: 400 lbs (181 kgs)
Weight: 0.30 lbs

18261 2" CLOSE RAVE HOOK



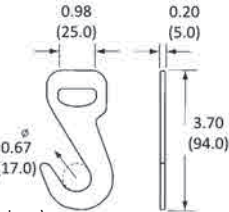

Breaking Strength: 3,300 lbs (1,500 kgs)
Working Load Limit: 1,100 lbs (500 kgs)
Weight: 0.30 lbs



HARDWARE

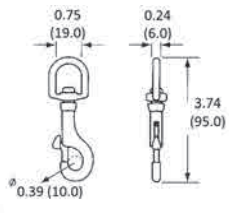

SNAP HOOKS

184621" FLAT HOOK



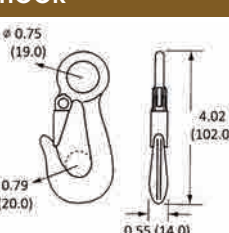

Breaking Strength: 3,000 lbs (1,360 kgs)
Working Load Limit: 1,000 lbs (454 kgs)
Weight: 0.15 lbs

381301" SWIVEL SNAP HOOK



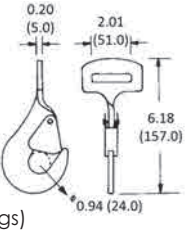

Breaking Strength: 132 lbs (60 kgs)
Working Load Limit: 44 lbs (20 kgs)
Weight: 0.11 lbs

18023FORGED EYE HOOK



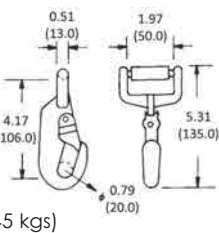

SAFETY FACTOR 4:1
Breaking Strength: 3,000 lbs (1,363 kgs)
Working Load Limit: 750 lbs (340 kgs)
Weight: 0.35 lbs

184202" TWISTED SNAP HOOK



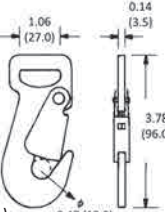

Breaking Strength: 11,000 lbs (5,000 kgs)
Working Load Limit: 3,666 lbs (1,666 kgs)
Weight: 0.59 lbs

184222" FORGED SNAP HOOK



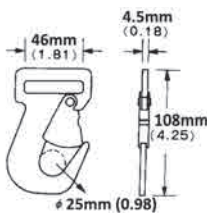

Breaking Strength: 10,000 lbs (4,545 kgs)
Working Load Limit: 3,335 lbs (1,515 kgs)
Weight: 0.88 lbs

184601" SNAP HOOK



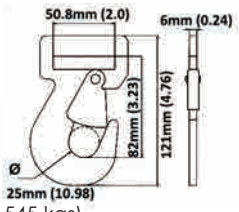

Breaking Strength: 3,000 lbs (1,360 kgs)
Working Load Limit: 1,000 lbs (454 kgs)
Weight: 0.21 lbs

184102" SNAP HOOK



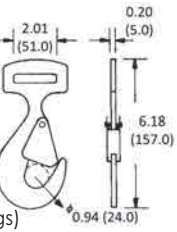

Breaking Strength: 6,000 lbs (2,727 kgs)
Working Load Limit: 2,000 lbs (909 kgs)
Weight: 0.35 lbs

184112" SNAP HOOK



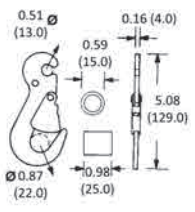

Breaking Strength: 10,000 lbs (4,545 kgs)
Working Load Limit: 3,335 lbs (1,515 kgs)
Weight: 0.60 lbs

184212" SNAP HOOK



Breaking Strength: 11,000 lbs (5,000 kgs)
Working Load Limit: 3,666 lbs (1,666 kgs)
Weight: 0.68 lbs

18423CONVERSION SNAP HOOK



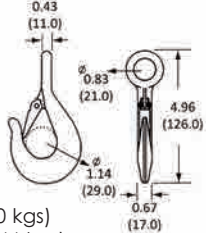

Breaking Strength: 6,600 lbs (3,000 kgs)
Working Load Limit: 2,200 lbs (1,000 kgs)
Weight: 0.44 lbs



HARDWARE

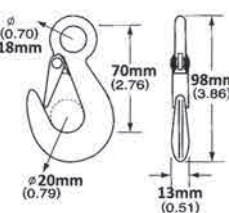

SNAP HOOKS

1802490° TWISTED FORGED EYE HOOK



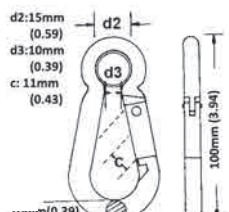

90° TWISTED
Breaking Strength: 7,700 lbs (3,500 kgs)
Working Load Limit: 2,566 lbs (1,166 kgs)
Weight: 0.62 lbs

18020FORGED EYE HOOK



Breaking Strength: 5,800 lbs (2,636 kgs)
Working Load Limit: 1,933 lbs (878 kgs)
Weight: 0.49 lbs

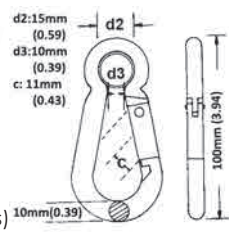

73000CARABINER SNAP HOOK




WITH EYELET
3/8" x 4", 10mm x 100mm
Breaking Strength: 770 lbs (350 kgs)
Working Load Limit: 256 lbs (116 kgs)
Weight: 0.28 lbs

ZINC PLATED

73001CARABINER SNAP HOOK

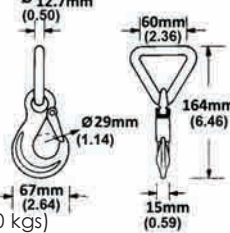



ZINC PLATED
3/8" x 4", 10mm x 100mm
Breaking Strength: 770 lbs (350 kgs)
Working Load Limit: 256 lbs (116 kgs)
Weight: 0.28 lbs

**WORKING LOAD LIMIT (WLL)**
The WLL is only as good as its weakest, or lowest WLL components. That is why it is essential to ensure that all components in a particular configuration match the duty required for the job.

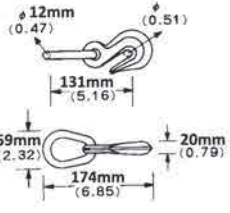

When determining the WLL needed, all components, including webbing, ratchet and hook must be made from the same strength materials with equal WLL ratings.

180222" TRIANGLE FORGED HOOK



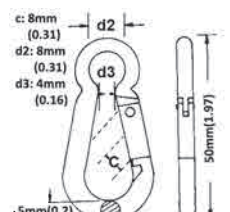

Breaking Strength: 11,000 lbs (5,000 kgs)
Working Load Limit: 3,666 lbs (1,666 kgs)
Weight: 1.13 lbs

381503/8" GRAB HOOK WITH LINK



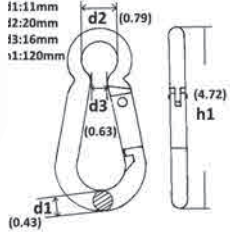

Breaking Strength: 16,200 lbs (7,363 kgs)
Working Load Limit: 5,400 lbs (2,454 kgs)
Weight: 1.37 lbs

73002CARABINER SNAP HOOK, STAINLESS STEEL



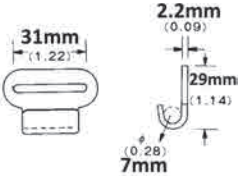
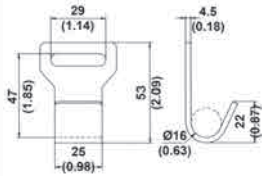



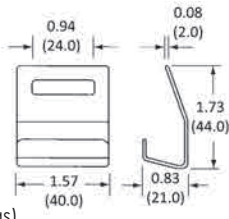
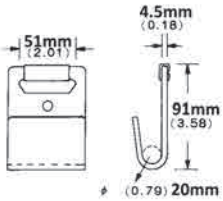


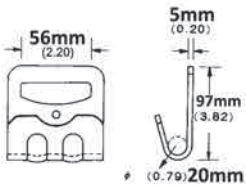

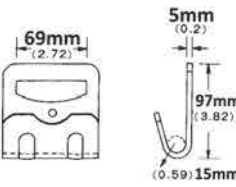

STAINLESS STEEL
13/64" x 2", 5mm x 50mm
Breaking Strength: 220 lbs (100 kgs)
Working Load Limit: 70 lbs (31 kgs)
Weight: 0.18 lbs

73004CARABINER SNAP HOOK



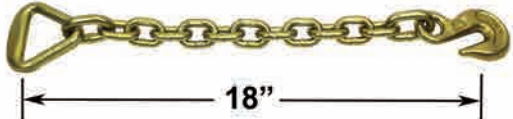







ZINC PLATED
7/16" X 4-3/4", 11mm x 120mm
Breaking Strength: 1,500 lbs (681 kgs)
Working Load Limit: 500 lbs (227 kgs)
Weight: 0.28 lbs



HARDWARE	
FLAT HOOKS	
<div>18453</div> <div>1" FLAT HOOK</div> <div></div> <div>Breaking Strength: 1,100 lbs (500 kgs) Working Load Limit: 366 lbs (166 kgs) Weight: 0.35 lbs</div>	<div>18452</div> <div>1" FLAT HOOK</div> <div></div> <div>Breaking Strength: 3,500 lbs (1,600 kgs) Working Load Limit: 1,166 lbs (530 kgs) Weight: 0.10 lbs</div>
<div>18451</div> <div>1" FLAT HOOK WITH KEEPER</div> <div></div> <div>Breaking Strength: 3,500 lbs (1,600 kgs) Working Load Limit: 1,166 lbs (530 kgs) Weight: 0.11 lbs</div>	<div>18450</div> <div>1" GUTTER HOOK, VINYL COATED</div> <div></div> <div>Breaking Strength: 250 lbs (113 kgs) Working Load Limit: 80 lbs (36 kgs) Weight: 0.07 lbs</div>
<div>18300</div> <div>2" FLAT HOOK</div> <div></div> <div>Breaking Strength: 10,000 lbs (4,545 kgs) Working Load Limit: 3,335 lbs (1,515 kgs) Weight: 0.71 lbs</div>	<div>18320</div> <div>2" NARROW FLAT HOOK</div> <div></div> <div>Breaking Strength: 5,000 lbs (2,270 kgs) Working Load Limit: 1,666 lbs (757 kgs) Weight: 0.38 lbs</div>
<div>18440</div> <div>3" FLAT HOOK</div> <div></div> <div>Breaking Strength: 15,000 lbs (6,818 kgs) Working Load Limit: 5,000 lbs (2,272 kgs) Weight: 0.89 lbs</div>	<div>18310</div> <div>4" FLAT HOOK</div> <div></div> <div>Breaking Strength: 16,500 lbs (7,500 kgs) Working Load Limit: 5,500 lbs (2,500 kgs) Weight: 1.03 lbs</div>



HARDWARE	
CHAIN ANCHORS	
ALL CHAIN TAILS LINKS ARE MARK WITH "G70" EVERY 2 LINKS	
<div>38160</div> <div>16" CHAIN ANCHOR W/HOOK ONLY</div> <div></div> <div>5/16"x10 LINKS WITH 5/16" GRAB HOOK ONE END Breaking Strength: 10,000 lbs (4,540 kgs) Working Load Limit: 3,335 lbs (1,515 kgs) Weight: 2.08 lbs</div>	<div>38161</div> <div>14" CHAIN ANCHOR W/-D RING ONLY</div> <div></div> <div>5/16" X 10 LINKS WITH 2" D-RING ONE END, G70 Breaking Strength: 10,000 lbs (4,540 kgs) Working Load Limit: 3,335 lbs (1,515 kgs) Weight: 1.85 lbs</div>
<div>38162</div> <div>2" CHAIN ANCHOR W/-FORGED D-RING</div> <div></div> <div>5/16" CHAIN LINKS WITH 5/16" GRAB HOOK, G70 Breaking Strength: 10,000 lbs (4,540 kgs) Working Load Limit: 3,335 lbs (1,515 kgs) Weight: 2.34 lbs</div>	<div>38162-3</div> <div>2" CHAIN ANCHOR W/-3/8" GRAB HOOK</div> <div></div> <div>5/16" CHAIN LINKS WITH 3/8" GRAB HOOK, G70 Breaking Strength: 10,000 lbs (4,540 kgs) Working Load Limit: 3,335 lbs (1,515 kgs) Weight: 2.40 lbs</div>
<div>38163-5</div> <div>3" CHAIN ANCHOR W/-5/16" GRAB HOOK</div> <div></div> <div>5/16" CHAIN LINKS WITH 5/16" GRAB HOOK, G70 Breaking Strength: 15,000 lbs (6,818 kgs) Working Load Limit: 5,000 lbs (2,272 kgs) Weight: 2.89 lbs</div>	<div>38163</div> <div>3" CHAIN ANCHOR W/-3/8 GRAB HOOK</div> <div></div> <div>3/8" CHAIN LINKS WITH 3/8" GRAB HOOK, G70 Breaking Strength: 18,000 lbs (8,181 kgs) Working Load Limit: 6,000 lbs (2,727 kgs) Weight: 3.63 lbs</div>
<div>38164</div> <div>4" CHAIN ANCHOR W/-3/8" GRAB HOOK</div> <div></div> <div>3/8" CHAIN LINKS WITH 3/8" GRAB HOOK, G70 Breaking Strength: 20,000 lbs (9,090 kgs) Working Load Limit: 6,600 lbs (3,000 kgs) Weight: 4.18 lbs</div>	<div>38166</div> <div>3" CHAIN ANCHOR W/-EYE SLIP HOOK</div> <div></div> <div>3/8" CHAIN LINKS WITH 3/8" EYE SLIP HOOK, G70 Breaking Strength: 15,000 lbs (6,818 kgs) Working Load Limit: 5,000 lbs (2,272 kgs) Weight: 3.8 lbs</div>



HARDWARE

RINGS

182811" D-RING



NICKEL PLATED
Breaking Strength: 1,500 lbs (681 kgs)
Working Load Limit: 500 lbs (227 kgs)
Weight: 0.03 lbs

182801" D-RING



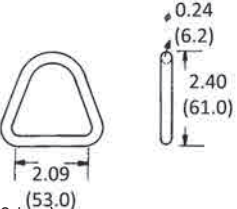

Breaking Strength: 5,000 lbs (2,270 kgs)
Working Load Limit: 1,666 lbs (757 kgs)
Weight: 0.08 lbs

182912" D-RING



Breaking Strength: 7,200 lbs (3,272 kgs)
Working Load Limit: 2,400 lbs (1,090 kgs)
Weight: 0.29 lbs

182902" D-RING



Breaking Strength: 5,000 lbs (2,270 kgs)
Working Load Limit: 1,666 lbs (757 kgs)
Weight: 0.12 lbs

18290-S2" D-RING, STAINLESS STEEL



STAINLESS STEEL #316
Breaking Strength: 4,400 lbs (2,000 kgs)
Working Load Limit: 1,460 lbs (663 kgs)
Weight: 0.12 lbs

182971-3/4" D-RING, STAINLESS STEEL



STAINLESS STEEL #316
Breaking Strength: 1,500 lbs (681 kgs)
Working Load Limit: 500 lbs (227 kgs)
Weight: 0.06 lbs

182961-1/2" O RING



Breaking Strength: 3,300 lbs (1,500 kgs)
Working Load Limit: 1,100 lbs (500 kgs)
Weight: 0.20 lbs

182922" O RING



Breaking Strength: 10,000 lbs (4,545 kgs)
Working Load Limit: 3,335 lbs (1,515 kgs)
Weight: 0.26 lbs

182943" O RING



Breaking Strength: 8,800 lbs (4,000 kgs)
Working Load Limit: 2,933 lbs (1,333 kgs)
Weight: 0.36 lbs

182933" O RING



NICKEL PLATED
Breaking Strength: 2,000 lbs (909 kgs)
Working Load Limit: 666 lbs (303 kgs)
Weight: 0.17 lbs

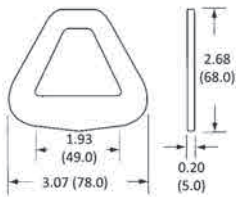

REFER TO FEDERAL, STATE, PROVINCIAL, INDUSTRY OR LOCAL REGULATIONS FOR PROPER TIE DOWN METHODS.
IT IS THE OWNER'S AND USER'S RESPONSIBILITY TO DETERMINE SUITABILITY OF A PRODUCT FOR ANY PARTICULAR USE.

HARDWARE



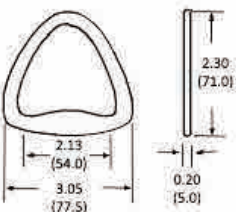

RINGS

185122" FLAT DELTA RING



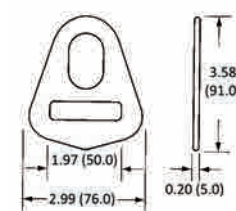

Breaking Strength: 11,000 lbs (5,000 kgs)
Working Load Limit: 3,666 lbs (1,666 kgs)
Weight: 0.26 lbs

18512-22" FLAT TRIANGLE DELTA RING



Breaking Strength: 11,000 lbs (5,000 kgs)
Working Load Limit: 3,666 lbs (1,666 kgs)
Weight: 0.26 lbs

185172" KEY HOLE DELTA RING



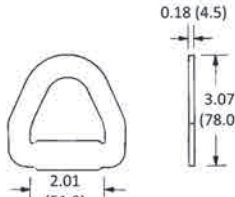

Breaking Strength: 15,000 lbs (6,800 kgs)
Working Load Limit: 5,000 lbs (2,272 kgs)
Weight: 0.28 lbs

185133" DELTA RING



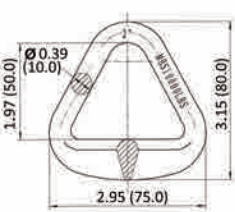

Breaking Strength: 18,000 lbs (8,182 kgs)
Working Load Limit: 6,000 lbs (2,727 kgs)
Weight: 0.78 lbs

18512-12" FLAT DELTA RING



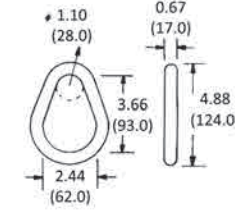
Breaking Strength: 11,000 lbs (5,000 kgs)
Working Load Limit: 3,666 lbs (1,666 kgs)
Weight: 0.26 lbs

18512-32" FORGED DELTA RING



Breaking Strength: 10,000 lbs (4,545 kgs)
Working Load Limit: 3,335 lbs (1,515 kgs)
Weight: 0.32 lbs

185155/8" ALLOY PEAR LINK



Breaking Strength: 27,000 lbs (12,272 kgs)
Working Load Limit: 9,000 lbs (4,090 kgs)
Weight: 1.30 lbs

185144" DELTA RING

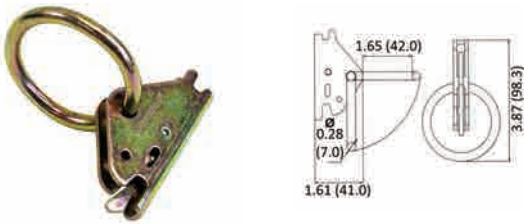
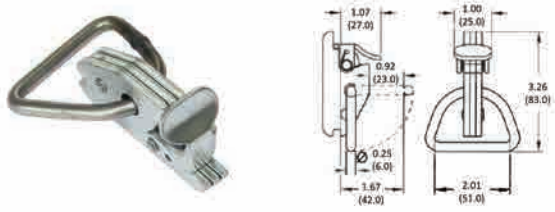
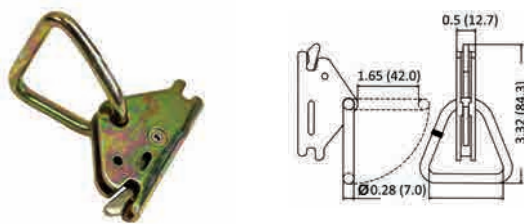
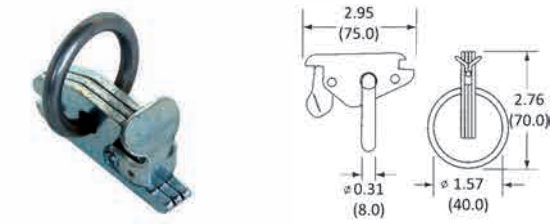
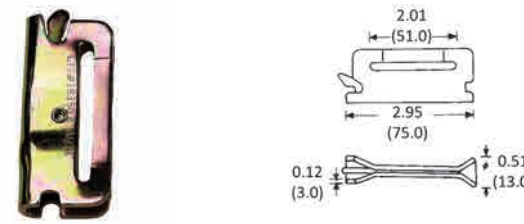
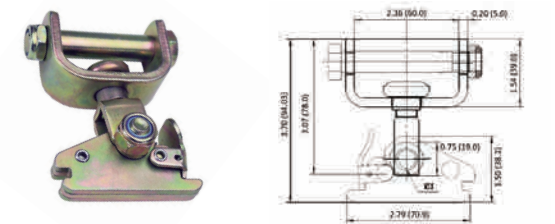

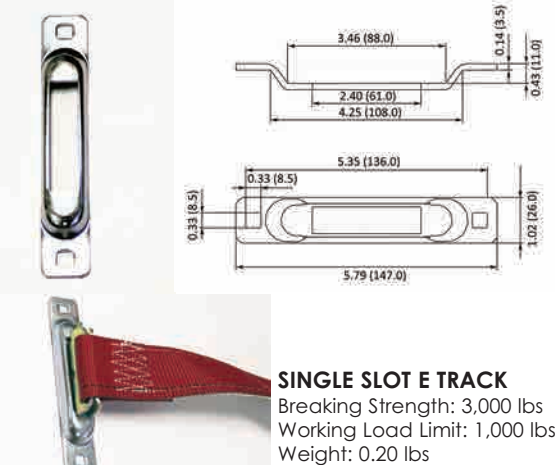


Breaking Strength: 20,000 lbs (9,090 kgs)
Working Load Limit: 6,600 lbs (3,000 kgs)
Weight: 1.43 lbs

ALL STRAP ASSEMBLIES OR SYSTEMS ARE AS STRONG AS THEIR WEAKEST COMPONENT INCLUDING THE POINT OF ATTACHMENT.
NEVER EXCEED THE WORKING LOAD LIMIT (WLL). LOADS BEYOND ITS WLL CAN RESULT IN SERVEE PERSONAL INJURY OR DEATH.



Safety & Accessories
Truck Equipment
Flatbed Accessories
Tiedown Straps
Utility Tiedowns
Auto Tiedowns
Interior Van Products
Slings
Rigging Hardware
Hardware
Webbing
General Information

HARDWARE		
E TRACK FITTINGS		
18356	E/A FITTING WITH O-RING	 <p>Breaking Strength: 4,500 lbs (2,045 kgs) Working Load Limit: 1,500 lbs (681 kgs) Weight: 0.36 lbs</p>
18355	E/A FITTING WITH D-RING	 <p>Breaking Strength: 6,000 lbs (2,720 kgs) Working Load Limit: 2,000 lbs (909 kgs) Weight: 0.43 lbs</p>
18351	E/A FITTING WITH D-RING	 <p>Breaking Strength: 4,500 lbs (2,045 kgs) Working Load Limit: 1,500 lbs (681 kgs) Weight: 0.36 lbs</p>
18352	E/A FITTING WITH O-RING	 <p>Breaking Strength: 6,000 lbs (2,720 kgs) Working Load Limit: 2,000 lbs (909 kgs) Weight: 0.43 lbs</p>
18350	2" SPRING E FITTING	 <p>Breaking Strength: 4,500 lbs (2,045 kgs) Working Load Limit: 1,500 lbs (681 kgs) Weight: 0.19 lbs</p>
18357	SWIVEL E FITTING	 <p>Breaking Strength: 3,300 lbs (1,500 kgs) Working Load Limit: 1,100 lbs (500 kgs) Weight: 1.23 lbs</p>
18358	360° SWIVEL SINGLE "E" TRACK	 <p>360° SWIVEL SINGLE "E" TRACK WITH 2 SET SCREWS Breaking Strength: 4,000 lbs (1,818 kgs) Working Load Limit: 1,333 lbs (606 kgs) Weight: 1.07 lbs</p>
18359	SINGLE SLOT E TRACK	 <p>SINGLE SLOT E TRACK Breaking Strength: 3,000 lbs Working Load Limit: 1,000 lbs Weight: 0.20 lbs</p>



HARDWARE		
TRACK FITTINGS		
18480	1" F TRACK FITTING	 <p>Breaking Strength: 1,500 lbs (680 kgs) Working Load Limit: 500 lbs (227 kgs) Weight: 0.28 lbs</p>
18483	3/4" F TRACK FITTING	 <p>Breaking Strength: 1,500 lbs (681 kgs) Working Load Limit: 500 lbs (227 kgs) Weight: 0.26 lbs</p>
18470	F TRACK HOOK	 <p>Breaking Strength: 3,300 lbs (1,500 kgs) Working Load Limit: 1,100 lbs (500 kgs) Weight: 0.16 lbs</p>
18471	F TRACK HOOK	 <p>Breaking Strength: 2,200 lbs (1,000 kgs) Working Load Limit: 733 lbs (333 kgs) Weight: 0.18lbs</p>
18481	L-TRACK FITTING	 <p>Breaking Strength: 1,760 lbs (800 kgs) Working Load Limit: 586 lbs (266 kgs) Weight: 0.09 lbs</p>
19050	SINGLE STUD FITTING, SILVER COLOR	 <p>Breaking Strength: 3,300 lbs (1,500 kgs) Working Load Limit: 1,100 lbs (500 kgs) Weight: 0.10 lbs</p>
19057	SINGLE STUD FITTING, RED COLOR	 <p>Breaking Strength: 4,000 lbs (1,818 kgs) Working Load Limit: 1,333 lbs (606 kgs) Weight: 0.10 lbs</p>
19061	SINGLE STUD FITTING, BLUE COLOR	 <p>Breaking Strength: 4,000 lbs (1,818 kgs) Working Load Limit: 1,333 lbs (606 kgs) Weight: 0.10 lbs</p>
19052	DOUBLE STUD FITTING W/-O RING	 <p>Breaking Strength: 6,000 lbs (2,720 kgs) Working Load Limit: 2,000 lbs (909 kgs) Weight: 0.31 lbs</p>
19058	DOUBLE STUD FITTING W/-PEAR RING	 <p>Breaking Strength: 6,000 lbs (2,720 kgs) Working Load Limit: 2,000 lbs (909 kgs) Weight: 0.29 lbs</p>

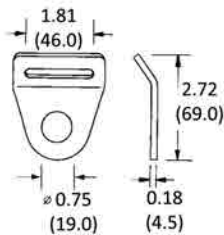
Safety & Accessories
Truck Equipment
Flatbed Accessories
Tiedown Straps
Utility Tiedowns
Auto Tiedowns
Interior Van Products
Slings
Rigging Hardware
Hardware
Webbing
General Information



HARDWARE

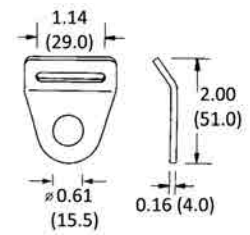
ANCHOR PLATES

18580 2" BOLT PLATE



Breaking Strength: 5,000 lbs (2,270 kgs)
Working Load Limit: 1,666 lbs (757 kgs)
Weight: 019 lbs

18590 1" BOLT PLATE



Breaking Strength: 2,200 lbs (1,000 kgs)
Working Load Limit: 733 lbs (333 kgs)
Weight: 0.07 lbs

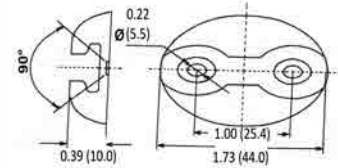
19054 2" ALUMINUM ANCHOR PLATE



To be used with #19050, #19057 or #19061 single stud fitting

Breaking Strength: 1,000 lbs (454 kgs)
Working Load Limit: 333 lbs (151 kgs)
Weight: 0.04 lbs

19062 ROUND ALUMINUM ANCHOR PLATE

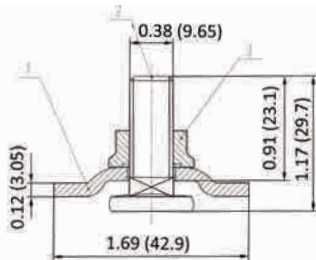


To be used with #19050, #19057 or #19061 single stud fitting

Breaking Strength: 1,000 lbs (454 kgs)
Working Load Limit: 333 lbs (151 kgs)
Weight: 0.04 lbs



19060 STUD FITTING WITH NUT



To be used with aluminum tracks

0° Vertical Breaking Strength: 5,000 lbs (2,272 kgs)
Working Load Limit: 1,666 lbs (757 kgs)
Weight: 0.10 lbs

19059 ANCHOR KIT WITH SINGLE STUD



19057 - Single stud fitting

19054 - 2" Alum. anchor plate

19056 - Hardware (screw, washers & nut)

Breaking Strength: 1,000 lbs (454 kgs)
Working Load Limit: 333 lbs (151 kgs)
Weight: 0.17 lbs



VELCRO STRAPS



VS123-ORG -ORANGE
VS123-YEL -YELLOW
VS123-BLK -BLACK
VS123-WHT - WHITE

VELCRO STRAPS ADJUSTABLE - 1" X 23"

- Provide extra holding power with hook and loop velcro straps
- Bundle and hold hoses, tubes or cables
- Adjustable and reusable

Custom colors and lengths available upon request.